



Product Guide for Carbon Monoxide Alarms

Ahead on Quality
Ahead on Performance
Ahead on Features



**260 Series now
with REMOTE CONTROL
functionality**



When Lives are at Risk
it Pays to Fit the Best



Effective Solutions from

The UK Market Leader

The Ei range of Carbon Monoxide alarms from Aico provides high quality, reliable detection of Carbon Monoxide (CO). With over 30 years experience in the fire and gas detection industry our proven high quality design, manufacturing and testing processes have established us as Europe's leading manufacturer of residential smoke, heat and carbon monoxide detection products. We provide high performance products tailored to the needs of specifiers, contractors and house-owners.

Quality in our life saving products is never compromised. We have a record of industry firsts including the first BSI Kitemarked range, the first rechargeable back-up power supply in a smoke alarm, the first mains powered heat alarm, the first with hush technology across the range and the *only* Easi-fit design.



Certificate No. 8206




Why you should fit Ca

CO - The Housing Health & Safety Rating System - the Landlords responsibility.

The Housing Health and Safety Rating System (HHSRS) is the new risk assessment procedure to replace the Housing Fitness Regime and the Fitness Standard as an element of the Decent Homes Standard. It came into force on 6th April 2006 in England and it will follow in Wales later in the year. The HHSRS Operating Guidance recognises that CO exposure can be a significant hazard to occupants and states that it is the landlords responsibility to assess the risk of a CO leak in a property.

Scotland has a similar scheme to the HHSRS in the Scottish Housing Quality Standard.



House of Commons All Party Parliamentary Gas Safety Group - Shouting about a silent killer: Raising CO awareness

Report as Published 14th September 2006

"We believe that there are ways of increasing the number of reliable CO detectors in the home and would expect the mortgage and insurance industries to find innovative ways to ensure every home has one which is both audible and approved to British Standard. There should be an expectation that in order to complete a mortgage, or insure a property, both CO and smoke detectors should be a requirement for all homes."

What is CO & why does it need to be monitored?

Carbon Monoxide is an invisible, odourless, tasteless and extremely toxic gas that, if inhaled, can cause serious ill effects - justifying its name as 'The Silent Killer'. CO is readily absorbed by haemoglobin in the blood - approximately 240 times more efficiently than oxygen. This causes serious damage to the heart and brain from oxygen starvation.

How is CO produced?

Carbon Monoxide originates from the combustion of any fossil fuel - coal, bottled and natural gas, paraffin, wood, petrol, diesel, charcoal etc.

What are the main sources of CO?

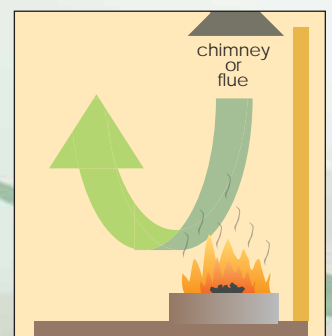
All Fossil fuel burning appliances produce CO, this is normally vented through flues and chimneys to the outside atmosphere. However, if the process is not entirely efficient, CO can build up to dangerous levels. Examples of possible causes are:

Poorly connected, blocked, cracked or corroded flue pipe/vent

Flue pipes/vents are designed to allow the CO produced by the appliance to vent to the outside atmosphere. If the flue is not operating correctly or is damaged, CO may leak into the property. Even if there is an annual check on the appliance/s, flues and vents remain a potential hazard.

Back drafting

Building Regulation requirements for energy efficient homes and a greater emphasis on air extraction e.g. bathroom and kitchen fans, means there is a risk of creating negative air pressure. This can cause reverse airflow through appliances resulting in dangerous levels of CO being drawn back into the property.



Cracked heat exchanger on gas central heating system

This will result in a large amount of CO leakage and is therefore a particularly dangerous possibility.

Appliances without flues

Some fuel burning appliances do not have flues. Portable heaters, cooking rings and grills are particularly vulnerable as are old appliances. Whether burning liquid gas, paraffin, natural gas or wood, each are capable of emitting dangerous levels of CO.

Europe's Leading Manufacturer

Service & Availability

At Aico we believe the very best alarm technology should be accompanied by the very best support possible. We offer unrivalled product information for specifiers, installers and end users of our products.

On the ground we have an experienced regionally based technical sales team, a highly trained customer services department and a responsive sales office. Our products are distributed to the trade locally via most electrical wholesalers throughout the UK. Expert training and on site installation advice is readily available.



Carbon Monoxide (CO) Alarms

What are the effects of CO poisoning?

Carbon Monoxide poisoning can have a very serious, even fatal, effect on the body. Unfortunately, most people are unaware that a relatively low level of CO exposure for a prolonged period can have the same effect as a high level of CO exposure for a short period. A major problem is that the symptoms of CO poisoning can easily be confused with other common illnesses - such as cold and flu. The table details the effects of cumulative CO exposure.

Is there any evidence of CO in the home?

In January 2006, the Bartlett School of Graduate Studies at the University College London, in partnership with Guys & St. Thomas Hospital, carried out a survey into indoor CO exposure. It was found that 18% of the homes monitored had CO levels that exceeded the World Health Organisation (W.H.O.) guidelines.

32 Members of Parliament report to the Government on the dangers of CO poisoning

The publication of a report by the **House of Commons All Party Parliamentary Gas Safety Group (APPGSG)** in September 2006 has once again raised serious questions concerning the dangers of CO poisoning in the home. The report titled "*Shouting about a silent killer: Raising carbon monoxide awareness*" looks at all aspects of the dangers that CO can create and makes proposals on what action should be taken to address these issues. As the title suggests, the main focus is on raising awareness of CO and its dangers with the general public, but it makes some very pertinent comments for Landlords to take into serious consideration:

Excerpts from APPGSG Report 14th September 2006

- Too many people continue to be harmed or even killed as a result of this entirely preventable problem.
- One death from CO poisoning is one too many.
- Improving CO detection by emergency workers and increasing the number of reliable CO detectors in the home is key to the fight to tackle CO poisoning incidents. Every home should have a CO detector with an audible alarm. We call on mortgage and insurance companies to investigate whether requiring all homes to have such an alarm should be part of granting a mortgage or insurance cover.

CO Parts per million	Symptoms	Ei Alarm Response time
50ppm	Shortness of breath on physical exertion, tightness felt across forehead.	Within 90 mins
150ppm	Headache after 1 hr.	Within 40 mins
200ppm	Headache, fatigue, dizziness, nausea after 2-3hrs.	Within 40 mins
400ppm	Frontal headache within 1-2hrs, life threatening after 3hrs.	Within 3 mins
800ppm	Dizziness, nausea & convulsions within 45 minutes. Unconsciousness	Within 3 mins
1,600pp	Headache, dizziness & nausea within 20 minutes. Death within 1hr.	Within 3 mins
3,200pp	Headache, dizziness & nausea within 5-10 minutes. Death within 25-30 minutes.	Within 3 mins
6,400pp	Headache, dizziness & nausea within 1-2 minutes. Death within 10-15 minutes.	Within 3 mins

- The HSE has an important role to play. We press the HSE to introduce a zero-fatality target on CO poisoning.
- Stacy Rogers [Dominic Rogers Trust] proposed that CO detectors should be a mandatory requirement for all rented accommodation.

Calibration - The Answer to Reliable Detection

Ei CO alarms made to exceed BS EN 50291: 2001 - Precise and reliable calibration is now even more important

The BS EN 50291 British and European Standard for CO Alarms requires a much lower trigger level than the previous BS 7860, which it supersedes. This is designed to give added protection to the more vulnerable members of society: the very young and the elderly. However, this can mean that nuisance alarm from very low levels of CO can occur if the sensor is not very accurately calibrated. To minimise this risk:

- Prior to alarm assembly every Ei CO sensor is independently calibrated at the factory in CO gas
- After alarm assembly every Ei CO Alarm is further tested in CO gas at the factory

These facts, coupled with sustained levels of quality throughout the manufacturing process ensure the very highest standard of reliability and immunity from nuisance alarm.

Comprehensive Precision Calibration and Testing at 5 stages of the Manufacturing Process



Sensors mounted on bespoke calibration circuits are loaded into the CO enclosure, where the CO gas exposure program can be run.

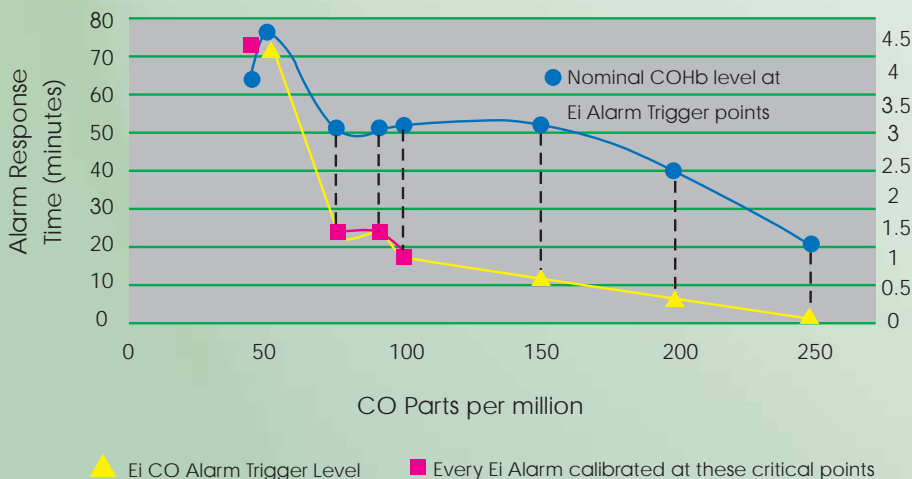
As the CO gas exposure program is run, the sensors are subject to precise CO levels for set times with each sensor's individual response being recorded by the calibration circuitry.

Once recorded, the sensors are loaded into a custom interface to extract data on each individual sensor's response.

The sensors are analysed and are grouped according to their response. Each group is then installed into a specifically calibrated circuit within the alarm, ensuring that all alarms accurately respond when subjected to CO gas.

Following assembly, all finished alarms are functionally checked for response and accuracy in CO gas before despatch.

Nominal Time to Alarm & % COHb



* When CO is inhaled, it combines with the haemoglobin in the blood to form Carboxyhaemoglobin (COHb). The CO displaces the oxygen attached to the haemoglobin and as such causes oxygen starvation throughout various parts of the body.

BS EN 50291:2001 requires CO Alarms to trigger before the %COHb in a typical user has risen above approx 5 % COHb at low CO levels, such as 50 ppm CO. At higher levels, such as 300 ppm CO, the alarms must trigger before the level in a typical user has risen above 2 %COHb. The effects of COHb vary from one person to another, people at most risk are the elderly, the very young, pregnant women and those whose health is already compromised. The adjacent chart shows that the level of CO present over a period of time increases the %COHb and that Ei CO alarms respond well before a dangerous %COHb level is reached. However, it should be noted that people with heart disease and other associated illnesses may suffer harmful effects even at low COHb levels.

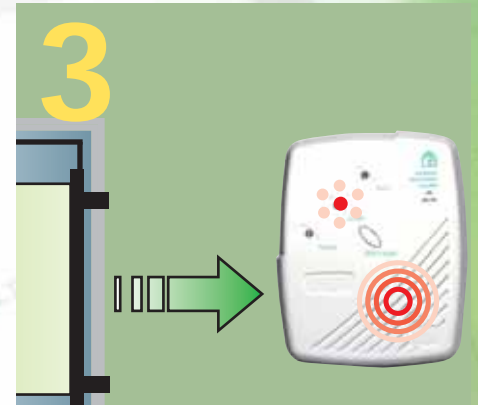
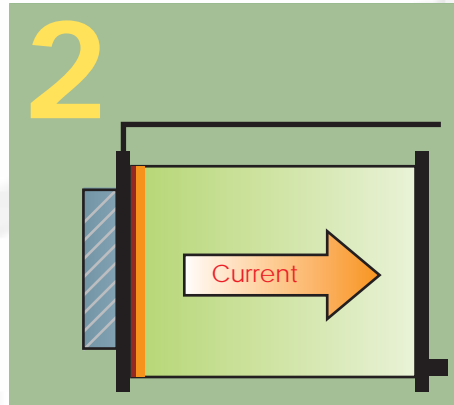
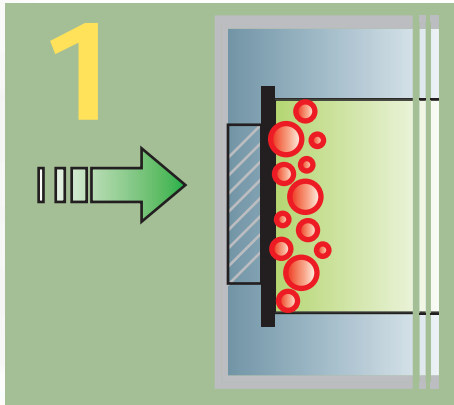
How do Ei CO Alarms Work?

Electrochemical Cell - Provides effective and responsive, long term detection

Carbon Monoxide enters the sensor through a gas diffusion hole. A Graphite filter prevents any external contaminants from entering. A Platinum sensing electrode catalyses the oxidation of the CO.

Combining with the water present in the electrolyte, this reaction causes the voltage to rise. Consequently, a small current flows between the two electrodes.

This output is directly proportional to the amount of CO gas present. The microchip in the unit activates the horn/LED/display to give a warning applicable to the CO level sensed.



Locating and Positioning CO Alarms

Where should CO Alarms be located?

BS EN 50292 the code of practice for the selection, installation, use and maintenance of domestic CO alarms, recommends the following location for CO Alarms:

- Install a CO Alarm in all rooms where there is a fuel burning appliance
- If there is more than one appliance, but only one CO Alarm is to be installed, the following priority list is recommended:
 1. Rooms containing a flue-less or open-flued appliance
 2. Rooms where occupants spend most time
 3. Rooms in which the appliance is most used
 4. If the dwelling is a bedsit the CO alarm should be positioned away from the appliance, but close to the sleeping area

CO Alarms should not be located:

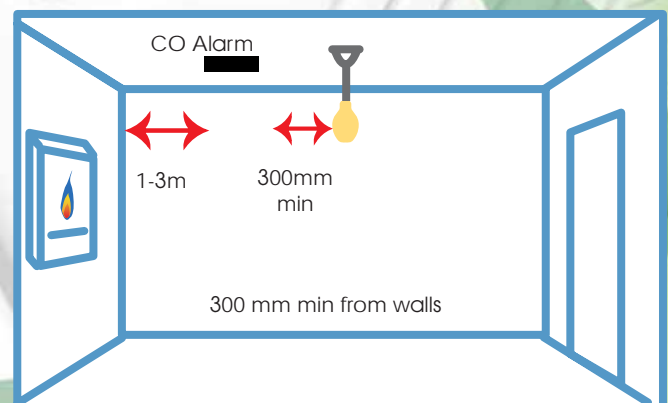
- In an enclosed space e.g a cupboard
- Where it can be obstructed
- Directly above a sink
- Next to a door or window
- Next to an extractor fan or vent
- Where dirt & dust may block the sensor
- In a damp or humid location
- In the immediate vicinity of a cooking appliance

When only one CO Alarm is to be fitted, audibility of the sounder may be a problem in other areas of the property - see page 9 for information on how this can be overcome.

Where should CO Alarms be positioned?

CEILING MOUNTING

Preferred position in rooms containing a fuel burning appliance



- 1-3m horizontally from the appliance
- At least 300mm from any wall and obstructions (e.g. light fitting)

Wall Mounting Option

- 1-3m horizontally from appliance
- 150mm vertically down from ceiling
- Above the height of any doors or windows

Innovative Design & Practical Features

Complete Visual Information



Three separate indicating LED's provide visual information: healthy mains supply, CO level sensed/alarm status, and if a fault is detected during the unit's integral self-test.

The alarm LED varies its rate of flash depending upon the CO level sensed - giving further information on any dangerous levels of CO. Operating the test button will also activate the memory feature and the LED will indicate the previous maximum CO level sensed.



Ei261DENRC model with easy to read digital display is available

Kitemarked to BS EN 50291:2001

All Ei CO alarms carry the British Standards Institute Kitemark to indicate that they have been 3rd party tested, by BSI, to BS EN 50291:2001. This replaces the previous BS 7860:1996 and is a more demanding standard.

The main change to the standard is a lowering to the CO triggering levels combined with new time/response limits to protect more vulnerable people groups and alleviate false alarms.

Rechargeable Lithium Cells used in Ei261ENRC & Ei261DENRC Models



High performance rechargeable vanadium pentoxide lithium cells are used in the Ei261ENRC & Ei261DENRC alarms and offer the most effective and reliable back-up power, giving a true 10Yr+ life.

As the cells are rechargeable, they obviate the need for battery replacement - saving both time and money. Also, due to them being an integral part of the internal circuitry, any possible casual removal is prevented.

Easi-fit Mounting Plate (Ei261ENRC & Ei261DENRC)



The Easi-fit mounting plate included with Ei260 series alarms has a built-in connector block with large, clearly marked 'Easi-see, Easi-connect' wiring connections to make wiring as simple as possible. Due to the unique design, no extra pattress or mounting box is required, saving valuable time and money.

With **easi-fit** installation could not be simpler!

1 Fix the mounting plate supplied with the alarm to the ceiling or wall during first fix. No separate enclosure is required.



2 Wire the terminals on the base plate and clip on the protective cable cover.



3 Slide the alarm into place. There is no need for extra connecting leads or wiring.



Product Specifications

Memory Feature

The Test/Hush button provides a quick, easy means of both testing the alarm and controlling any false alarms. Operating the Test button also activates the alarm level memory feature. The last recorded CO level will be shown - through Alarm LED flash rate or digital display (Ei261DENRC only).



Quick Test Feature

Operating the Test button activates the quick CO gas test feature. The unit will then sample for CO 4 seconds later and give an audible and visual warning if CO is sensed - saving time and money particularly when testing units in a large number of properties.

Reliable, Proven Sounder

Giving an output of 85dB(A) at 3m, the alarm signal is loud. The piezo disc sounder element is securely held with silicone mastic to prevent creepage and premature failure. Soldered contacts on the disc further improve reliability when compared to more commonly used pressure contacts, which can be prone to failure due to corrosion and arcing.

Replaceable CO Sensor (Ei261ENRC & Ei261DENRC)

33% cost saving over the life cycle of comparable products

All CO sensors have a limited life of 5/6 years. But, the unique replaceable sensor module on the Ei261ENRC & Ei261DENRC alarms doubles the life cycle of the product. This simple to carry out process gives a significant cost saving and eliminates any inconvenience in time spent changing the entire unit.



Proven Electrochemical Cell Sensor coupled with sophisticated electronics provides high quality detection and reliability. Calibrated in CO gas during manufacture, accuracy is assured.



Remote Control Functionality (Ei261ENRC & Ei261DENRC)

Ei260 Series incorporates as standard Remote Control functionality. Allows Alarm Test, Hush and Locate to be performed from an easily accessible wall mounted control switch (optional).

NEW

	Ei261DENRC	Ei261ENRC	Ei225EN	Ei205ENA
Remote Control Functionality	✓	✓		
Mains Supply	✓	✓	✓	
Lithium Rechargeable Cell Back-up	✓	✓		
Powered by 3 x AA Alkaline Batteries				✓
Electrochemical Cell CO Sensor	✓	✓	✓	✓
85dB(A) @ 3m Sound Output	✓	✓	✓	✓
Easi-fit System	✓	✓		
LED Power Indicator	✓	✓	✓	✓
LED Alarm & CO Level Indicator	✓	✓	✓	✓
Digital LCD CO (ppm) Display	✓			
CO Level Memory Feature	✓	✓	✓	✓
LED Fault Indicator	✓	✓	✓	✓
Audible Fault Warning	✓	✓	✓	✓
Audible Low Battery Warning	✓	✓		✓
Test/Hush Button	✓	✓	✓	✓
Automatic Reset After Alarm/Test	✓	✓	✓	✓
Interconnection Capability	✓	✓		
Replaceable Sensor Module	✓	✓		
Quick CO Gas Test Feature	✓	✓	✓	✓
Pre-Alarm For Low CO Levels	✓	✓	✓	✓
High Level of Gas Type Selectivity	✓	✓	✓	✓
Unit Activation Upon Connection	✓	✓	✓	✓
Soldered Horn Contacts	✓	✓	✓	✓
Tamper Resistant Cover	✓	✓	✓	✓
Tamper-proof Cells	✓	✓		
Locking Screw Hole	✓	✓		
Easi-see Easi-connect Wiring Terminals	✓	✓		
Mains Wiring Cable Cover	✓	✓	✓	
Multiple Cable Entries	✓	✓	✓	
Foam Sealing Gasket	✓	✓		
Anti-tamper Locking Catch	✓	✓		
Multiple Fixing Holes	✓	✓		
Date Code Identification	✓	✓	✓	✓
BS Kitemarked to BS EN 50291	✓	✓	✓	✓
CE Marked	✓	✓	✓	✓
EMC Conformance	✓	✓	✓	✓
Class II Double Insulated	✓	✓	✓	✓
UV Stabilised Moulding	✓	✓	✓	✓
Combined Installer/User Instructions	✓	✓	✓	✓
Fixings Included	✓	✓	✓	✓
Typical Footprint Dimensions (mm)	155 x 125	155 x 125	135 x 105	135 x 105

Sensor Replacement

Removal

Insert a screwdriver into the removal slot - releasing the tamper-resistant clip - and slide the alarm off. The cable cover ensures that the mains cables are not exposed.



Sensor Replacement

Slide the alarm off the mounting plate and pull out the sensor module using the exterior tab.



Then simply push the new sensor module in and slide the alarm back on the mounting plate.

260 Series - The Specifier's First Choice

Mains Powered Alarms With 10Yr+ Rechargeable Lithium Cells & Replaceable CO Sensor

260 Series now with REMOTE CONTROL functionality

The Ei260 Series of Carbon Monoxide alarms are the highest specification units, designed to meet the most demanding requirements of a domestic installation in terms of reliability, longevity and performance. With sealed-in rechargeable cell back-up, a reliable power supply is virtually assured as casual removal of the battery is not possible. With useful and practical features such as the Easi-fit style mounting plate, CO gas quick-test feature and Remote Control functionality, installation, testing and control has never been easier.



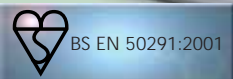
Ei261ENRC

- Mains with 10Yr+ rechargeable lithium cell back-up
- Remote Control functionality
- Electrochemical CO sensor module, 5-6 year life
- Sensor is replaceable to double product life
- Kitemarked to BS EN 50291: 2001
- Automatic self diagnostics
- Easy to use test/hush button
- Distinctive alarm sound is easily distinguishable from a smoke/heat alarm
- Pre alarm warning - alarm LED will flash if CO level is rising
- Interconnect feature - for use with other Ei260 series alarms and Ei128RBU relay module with Ei128COV cover
- Quick CO gas test feature - essential when testing with CO gas canisters
- LED indicators give accurate information on power, CO level and fault status conditions
- Full technical specification sheet available on request
- 5 year guarantee on the complete unit and sensor module

Ei261DENRC

- The same high performance features as the Ei261ENRC model with the added feature of a built-in easy to read digital display
- Displays the current CO level in ppm (parts per million)
- Operating the test button will also activate the memory feature and the digital display will show the previous maximum CO level sensed
- Full technical specification sheet available on request

Replaceable sensor doubles the life of the alarm



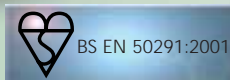
Why Rechargeable Vanadium Pentoxide Lithium Cells?



The 10Yr+ rechargeable lithium back-up used in the Ei260 series alarms provides the highest performance and most reliable back-up coverage. The precision charging circuit ensures peak efficiency as the cells are constantly 'topped-up' from the mains. Laser welded terminals further enhance reliability.

They outperform the alkaline and lithium primary batteries currently used in other alarms.

In addition, they are the only cells with a realistic 10 year life expectancy - confirmed by the manufacturer, Panasonic.



Interconnect & Remote Control Feature

Models Ei261ENRC & Ei261DENRC

The Problem

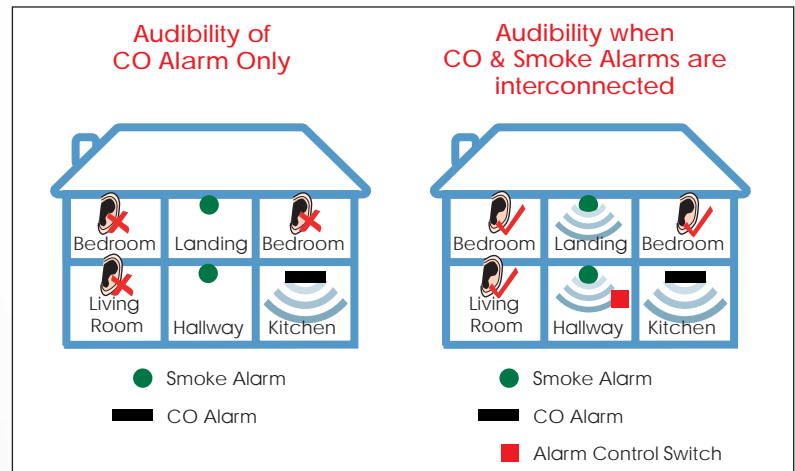
Audibility throughout the home is a priority, as a situation could arise where a CO alarm is installed in a downstairs kitchen, which has a fossil fuel burning appliance within it, and the alarm signal may not be heard in the upstairs bedrooms or indeed other rooms.

The Solution!

Use the interconnect feature on the Ei261ENRC/Ei261DENRC to connect to your existing Ei160RC smoke/heat alarm installation. Then, you must introduce an Ei1529RC Alarm Control Switch to provide control over the whole system.

The interconnect feature allows the CO alarm to trigger all Ei160RC mains smoke/heat alarms installed and vice-versa - giving increased audibility in either a CO or fire situation. If all alarms are sounding, pressing 'Locate' on the Ei1529RC Alarm Control Switch will silence all the alarms except the alarm sensing a CO or fire situation. This gives control over the system and allows occupants to select the safest action and/or escape route.

Additionally, if found to be a false alarm, simply press 'Hush' on the Control Switch to silence the alarm. The entire alarm system can also be tested regularly by pressing the 'Test' switch.



Wiring Diagram - Ei1529RC Alarm Control Switch



260 Series now with REMOTE CONTROL functionality

Ei1529RC Alarm Control Switch

- Wall mounted
- Supplied with surface box, can be flush mounted using a standard 35mm deep electrical socket box.
- Can be fitted anywhere in the system
- For use when interconnecting Ei160RC smoke/heat alarms with Ei260 Series CO alarms
- Allows Alarm Test, Hush, Locate and Mains Check functions



Ancillary Options For Ei260 Series



Ei128RBU Relay

- Internal 5 Amp relay with Volt-free 'clean' contacts
- Contacts rated to 240V AC
- Mains operated
- 10yr+ rechargeable cell back-up
- For use with Ei128COV cover to enable remote siting
- Switchable pulse or continuous output options
- Battery back-up allows contacts to switch even if mains power supply fails
- For use with Ei260 Series alarms only



GSV415SA Gas Solenoid Valve

- Mains operated
- For connection through an Ei128RBU relay
- Closes internal valve when mains is applied
- Push button reset
- 1/2 " internal parallel pipe thread to ISO7-1



SAB300 Strobe

- Xenon beacon
- Mains operated
- 3W Xenon tube, 0.9Hz flash rate
- For connection through an Ei128RBU relay
- Available with clear ('C') or red ('R') lens (add suffix to product code)
- Integral mounting base



Ei261MEN & Ei261M

Replacement Sensor Module

- Simple plug-in installation
- Doubles life cycle of the product
- 'Ei261MEN' to suit models Ei261ENRC/Ei261DENRC/Ei261DEN/Ei261EN
- 'Ei261M' to suit models Ei261D/Ei261

The Contractor's First Choice

Mains Powered & Battery CO Alarms For Owner Occupied Properties

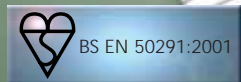


The Ei225 Series of Carbon Monoxide alarms are designed to provide reliable mains powered CO detection. Using the same proven CO sensor as the Ei260 series, the unit is designed with performance in mind. Useful and practical features such as the built in pattress with integral terminal block and CO gas quick-test feature ensure straightforward installation and testing.

225 Series - Mains Powered Alarm

Ei225EN

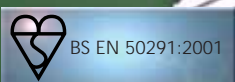
- Proven Electrochemical Cell CO sensor module, minimum 5 year life
- Kitemarked to BS EN 50291: 2001
- Automatic self diagnostics
- Easy to use test/hush button
- Distinctive alarm sound is easily distinguishable from a smoke/heat alarm
- Pre alarm warning - alarm LED will flash
- Memory feature - indicates last recorded CO level
- Quick CO gas test feature - saves time and money
- LED indicators for power, CO level and fault status conditions
- Built-in pattress with integral terminal block and surface wiring knockout
- Fixing kit included
- Full technical specification sheet available on request
- 5 year guarantee



220 Series - DIY Mains Only With Pre-wired Lead & Plug

Ei220EN

- 3-pin plug with 2.5m pre-wired cable
- Automatic self diagnostics
- Easy to use test/hush button
- Distinctive alarm sound
- Pre alarm warning - alarm LED will flash
- Memory feature - indicates last recorded CO level
- LED indicators for power, CO level and fault status conditions



205 Series - DIY Battery Only

Ei205ENA

- 3 x AA Alkaline Batteries - sealed in unit designed to last for the lifetime of the alarm
- Automatic self diagnostics
- Easy to use test/hush button
- Distinctive alarm sound
- Pre alarm warning - alarm LED will flash
- Memory feature - indicates last recorded CO level
- LED indicators for power, CO level and fault status conditions

Product Information & Technical Guides

We have a range of publications, each one dedicated and focussed for use by specifiers, installation contractors, end users and our distributors. These include advanced technical documents for those who wish to study the full implications of the British Standard and Building Regulations as applied to smoke alarms. We publish Frequently Asked Questions to provide on site solutions. Individual product specifications and individual range brochures are available, also specification documents that may be used by Local Authorities, Housing Associations, Architects and House Builders to ease the preparation work of tender documents for upcoming contracts.

- Product Guide for Smoke and Heat alarms
- Smoke, Heat & RF Frequently Asked Questions
- Guide to Residential Fire Detection
- RadioLINK CD
- CO Frequently Asked Questions
- Technical Specifications
- Installation and Maintenance Manual for Smoke, Heat & CO Alarms
- Tenant User Cards
- Fire Protection for Electrical Installations
- Firecap Frequently Asked Questions



Contact 0870 758 4000
For your literature requirements
or visit our website: www.aico.co.uk



Product Guide for Carbon Monoxide Alarms



Stockist

Aico Ltd, Mile End Business Park, Maesbury Road, Oswestry, Shropshire SY10 8NN
Tel: 0870 758 4000 • Fax: 0870 758 4010 • e-mail: enquiries@aico.co.uk • www.aico.co.uk

Customer Service Helpline: 0870 758 4000

E & OE As our policy is one of continuous development, we reserve the right to amend designs and specifications without prior notice. Every care has been taken to ensure that the contents of this document are correct at the time of publication and we shall be under no liability whatsoever in respect of such contents.



Aico Ltd is a wholly owned subsidiary of Ei Electronics