

Logic Plus
Telephone and TV Sockets
 1:3



PRODUCT RANGE	
Telephone Sockets	
Telephone socket/master	K422 WHI
Telephone socket/secondary	K427 WHI
Telephone socket/RJ11 (Western Telecom)	K4817 WHI
TV Sockets	
TV/FM Co-axial socket (single)	K3520 WHI
Isolated TV/FM Co-axial socket (single)	K3521 WHI
Isolated TV/FM Diplexer	K3522 WHI
TV/FM Co-axial socket (twin)	K3523 WHI
'F' type Satellite socket	K3525 WHI

Description

A part of the very wide range of products in the distinctive Logic Plus style to meet the latest technical requirements and the standards applicable to modern technology in the installation of telephone and television equipment. The master and secondary telephone sockets K422 and K427 comply with relevant OFTEL approvals for direct and indirect connections between a termination point of a public telecommunications system and any piece of approved telecommunications apparatus. For applications requiring twin or dual telephone outlets, refer to 'Modular Data and Telephone Sockets'.

Logic Plus Telephone and TV sockets will fit in plaster depth boxes (except for RJ11).

For the modular products and frontplates in the same Logic Plus range, see 'Modular Data and Telephone Sockets', page 2.21.

The F-type Satellite Socket may be used for connection of CATV, MATV and satellite TV installations.

Digital TV outlets are available. See separate data sheets or refer to MK catalogue.

Standards and approvals

Logic Plus Telephone and TV sockets comply with the following:

Telephone sockets K422 and K427

BS 6312: 2.2, BS 5733: 1995 (where applicable) and OFTEL Approval NS/G/23/L/100005.

K4817: BS 5733: 1979 (where applicable) and FCC68.

TV sockets K3520, K3521 and K3523

BS 3041: Part 2: 1977/IEC 169-2: 1977, BS5733: 1995 (where applicable) and IEC65, Cls 10.1, 10.3.

TV sockets K3525

BS 5733: 1995 (where applicable).

Features

- Single screw termination on TV outlets
- Protected, fully enclosed PCBs
- Meet all relevant BS requirements
- Attractive new easy-clean Logic Plus styling
- Quick, simple and reliable terminal connection
- Can be specified for all applications
- IDC connectors on telephone outlets
- Part of a complete range of products for telephone, television and data processing requirements
- Angled connector on TV outlets
- Sockets fit in plaster depth boxes (except K4817)



Logic Plus

Telephone and TV Sockets

2:3



TECHNICAL SPECIFICATION

Electrical

Telephone sockets, cable specification:
 CW1311, CW1293, CW1308, CW1316
 No. of cables per termination:
 0.4mm to 0.7mm, 1 or 2
 0.7mm to 0.9mm, 1 only

Overall installation:
 0.7mm to 1.4mm

Re-usability:
 0.4mm to 0.65mm diameter wire,
 >99 reterminations
 0.7mm to 0.9mm diameter wire,
 >9 reterminations (should not be reterminated with
 smaller diameter wire)

TV sockets, cable specification:
 Any standard low-loss, air spaced
 TV co-axial cable:
 Outside 4-8mm diameter,
 inner conductor 0.5-2mm diameter
 URM 202, URM 203, URM 76, URM 90, RG 59

Insertion loss:
 Graphs showing insertion loss available on request

'F' Type satellite socket (K3525), cable specification:
 Co-axial cable: inner core diameter – 0.5-1.2mm

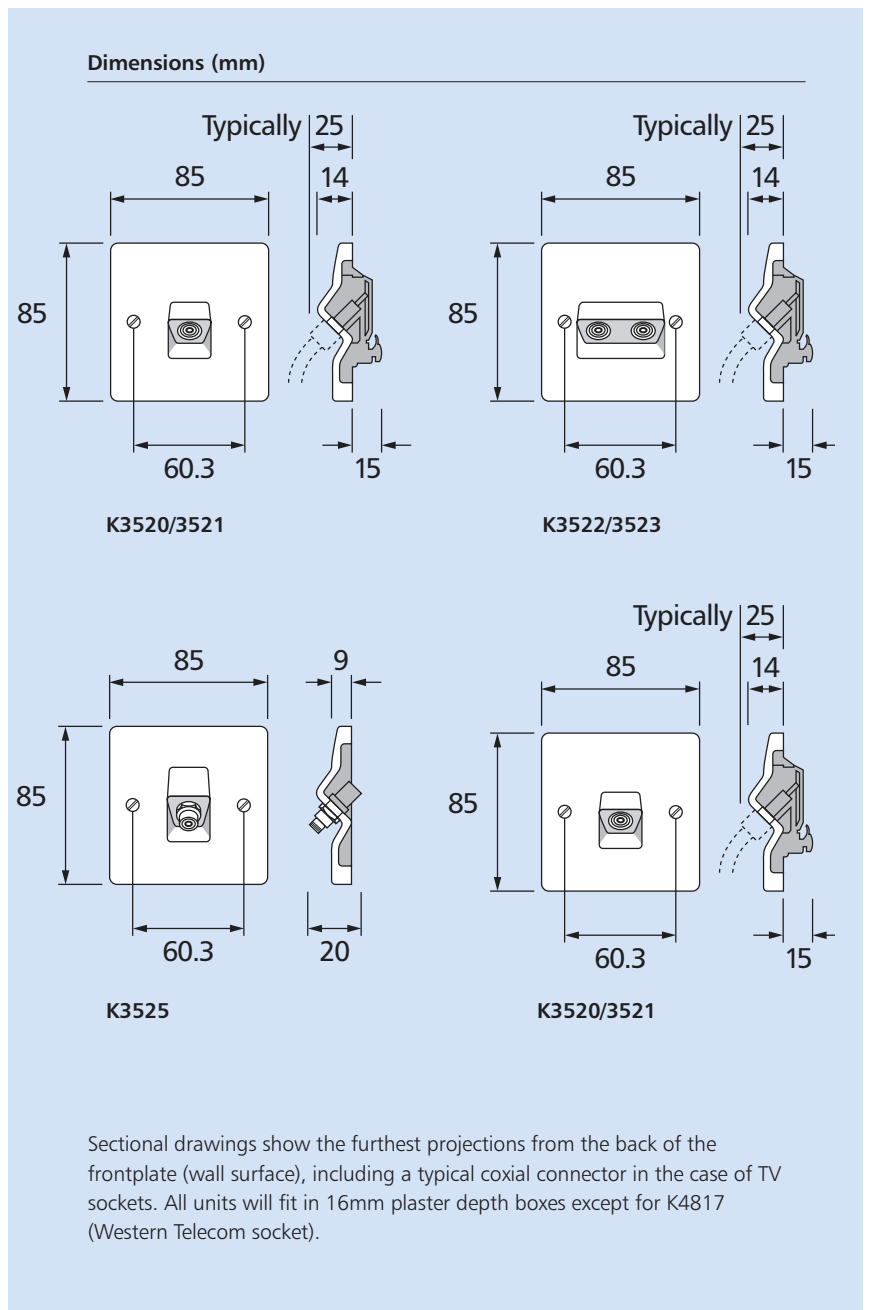
RJ11 (K4817), Cable specification:
 Capable of taking 0.08 to 0.65mm² solid or
 stranded cable

Physical

Ambient air:
 -20°C to +460°C

IP rating:
 IP4X

Max. installation altitude:
 2000 metres



Box types

List No.	Flush	Surface	List No.	Flush	Surface
K422	3995 ZIC (16mm)	K2160 WHI	K3521	3995 ZIC (16mm)	K2160 WHI
K427	3995 ZIC (16mm)	K2160 WHI	K3522	3995 ZIC (16mm)	K2160 WHI
K4817	861 ZIC (25mm)	K2140 WHI	K3523	3995 ZIC (16mm)	K2160 WHI
K3520	3995 ZIC (16mm)	K2160 WHI	K3525	3995 ZIC (16mm)	K2160 WHI



Logic Plus
Telephone and TV Sockets
 3:3



Installation (Telephone sockets)

Product performance, systems compatibility

Master Sockets: for use as the first socket outlet on a direct exchange or PABX line. They contain surge protectors (for line protection against electrical surges) and capacitors.

Secondary Sockets: For use as extension sockets when connected on the same master line as a Master Socket.

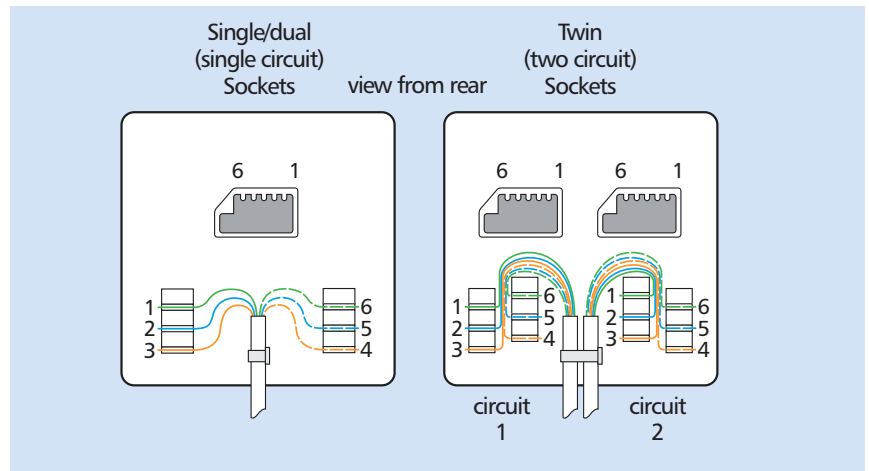
Wiring regulation restrictions

Domestic installations: Any number of MK sockets may be installed thereafter, with a maximum of 5 telephones normally being allowed on one exchange line.

Industrial and commercial installations: MK telephone sockets are suitable in all situations after the PBX/PABX has been installed by a recognised installer. For key systems and other 'special' systems, the manufacturer's instructions should be referred to.

Installation tools required

MK IDC insertion tool List No. 400 or 22630 (not supplied with product).



Colour Code

Pin Colour	Pin Colour
1 GREEN White	4 WHITE Orange
2 BLUE White	5 WHITE Blue
3 ORANGE White	6 WHITE Green

Note: Main wiring colour is shown in capitals. Existing equipment may have a different colour code system which should be retained on any new installation.

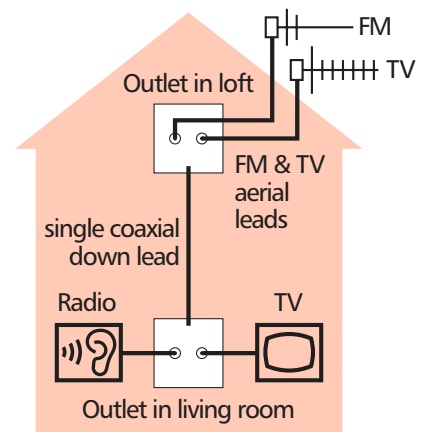
Installation (TV sockets)

Product performance, systems compatibility

Non-isolated products are intended for direct connection to a single or two separate TV/FM aerial downloads: These units must NOT be used in multi-outlet aerial distribution systems.

Isolated products are intended for such use and provide the necessary safety isolation, rated at 2000V AC, against a fault occurring within any mains powered product used elsewhere in the system (it is intended that each unit be fed from a separate 'T' box containing electrical padding and attenuation).

Method of installation of TV and FM aerial connection by using MK co-axial socket outlet and only one down lead.



1. Connect co-axial plugs to the ends of TV aerial and FM aerial cables in loft.
2. Plug into frontplate of co-axial socket outlet situated in loft.
3. Run a length of co-axial cable from back of this outlet to the back of the outlet situated in the living room, then plug TV or FM radio into frontplate as normal. This is a very simple neat solution which works well technically.

Use of cable clamp

Sharp bends in the cable must be avoided during installation. The single TV/FM socket is fitted with a cable clamp that can be fixed on either side of the termination position to facilitate this.

Safety information

None of the above products should be installed into the same fixing or mounting boxes as mains rated cable.

Cable Management

Logic Plus Telephone and TV sockets can be mounted in a variety of MK trunking systems.

See MK catalogue for further details.

