

ISDC1 & ISA2

Item ref: 153.795UK, 153.794UK

IN-LINE CONTROLLER & AMPLIFIER FOR SINGLE COLOUR LED TAPE

User Manual



WARNING: This controller is intended for professional installation of single colour LED tape and should be connected by qualified personnel in accordance with electrical safety standards. Ensure that the rated load indicated is not exceeded.

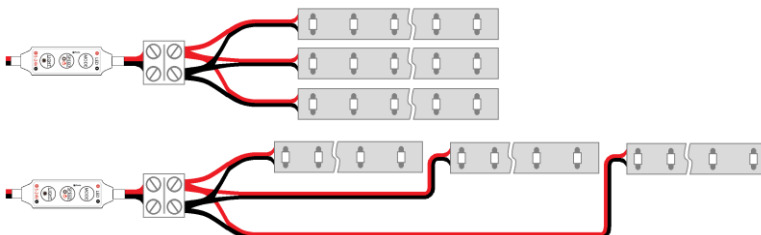
Note: Do not connect output + and – together as short circuit can damage the controller.

Installation

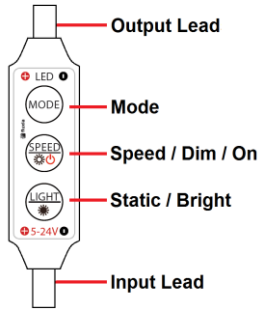
The ISDC1 controller can be employed to control single colour LED tape operating from a 5-24Vdc power supply. For constant full power output, it is advised to limit this to 6A load. (short-term current can peak momentarily to 12A)



For Fluxia single colour LED tape (156.705-156.768UK), it is recommended to connect no more than 3 x 5m tapes radially from the same controller. When connecting more than one 5m tape in this way, it will be necessary to remove the DC connectors and strip the wires for connection using terminal strips. It is also advised to use bypass wiring instead of connecting end-to-end to avoid noticeable voltage drop at the furthest end from the power supply.



Controls

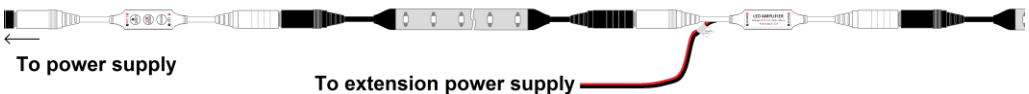


- To switch LEDs on or off, press and hold Speed/Dim/On button for 2 seconds
- Mode button steps through the 8 preset programmes in sequence (shown below)
- Pressing the Speed/Dim/On button in a pattern cycles through various speed settings (10 in total)
- Pressing the Static/Light button switches mode from pattern to static – repeated presses increase brightness
- Pressing Speed/Dim/On in static mode dims the LEDs

Preset	Name	Description
1	Random Glow	Fade in and out at random brightness & intervals
2	Regular Glow	Fade between fully on and off at a regular rate
3	Half Glow	Fade between fully on and half-on at a regular rate
4	Flicker	Flash on and off at a fast regular rate
5	Offset Flash	Flash on and off with pause at a regular rate
6	Even Flash	Flash on and off evenly at a regular rate
7	SOS	3 short - 3 long - 3 short Morse Code flash sequence
8	Strobe	Very short burst at regular intervals

ISA2

For continuous extended runs, it is advised to use the ISA2 single colour amplifier/repeater to provide power and control to the further lengths of LED tape.



Specifications

Power supply (input/output)	5-24Vdc, 6A (max short term 12A)
Lead length (input/output)	100mm
Controller dimensions	42 x 13 x 5mm
Weight	7.2g



Disposal: The "Crossed Wheelie Bin" symbol on the product means that the product is classed as Electrical or Electronic equipment and should not be disposed with other household or commercial waste at the end of its useful life. The goods must be disposed of according to your local council guidelines.

*Errors and omissions excepted.
Copyright© 2015. AVSL Group Ltd.*