

Logic Six Specification

LOGIC SIX / KEYFOB	
Indicators on Control panel	Zone 1-6 (red), Tamper –TA (amber), Personal Attack-PA, Power, Learn (amber), Error (red) and Day (green)
6 Zones	+ve loop, security zones
Tamper	–ve loop global, always active
PA	+ve loop, always active
Simple Set Interface	No
RKP Indication	No
User keyfobs	2 supplied with the panel and up to a maximum of 8 can be learnt to operate the panel
Keyfob operating range	20mm nominal from centre depression
Proximity reader	125KHz inductive
Bell Output	12V latching, timed 20 minutes
Strobe Output	12V latching
Extension Speaker	16 Ohm 260mA
Entry time	Programmable by DIP switch 15 seconds or 30 seconds
Exit time	30 seconds
Full/Part Set	Programmable by DIP switch
Walk and Alarm Tests	Selectable by push button switch
Zone Input Delay	640mS
Set +ve Output	0V in Day (Sinking 40mA) 12V in Set (Sourcing 10mA)
Control panel current consumption	Standby 80mA Alarm 250mA
Low voltage Output	13.8V dc stabilised (+/-5%) up to 350mA
Communicator outputs	Bell output can be used to trigger speech dialler
Rechargeable Battery	12V, 1.2 or 2.1Ah
Charge Voltage	13.8V dc (+/-5%)
Board Fuses	1x1.6A & 2x1A 20mm quick blow
Mains Input fuse	125mA, 250V type T (anti-surge)
Total current output	1 Amp when supported by fully charged battery
Mains supply voltage	230V (+/-10%) 50Hz max load 0.2A
Ambient Operating temperature	0°C to 40°C
Enclosure construction	3mm Polycarbonate
Panel dimensions	H 200mm W 253mm D 55mm
Keyfob dimension	L 58.5mm W 18.5mm



LIST NUMBER	DESCRIPTION
LGSIX/01	LOGIC SIX COMPACT WITH TWO LEARNT KEYFOBS
SS/F	KEYFOB



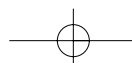
ADE offers comprehensive project support, design and technical advice. Please contact our helpline on the number below.

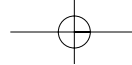
ADE

The Arnold Centre Paycocke Road Basildon Essex SS14 3EA United Kingdom		Technical Helpline Tel 01268 563720
Customer Service Tel 01268 563000	Literature Helpline Tel 0870 240 3387	E-mail more@ade.co.uk
Customer Service Fax 01268 563563	Literature Helpline Fax 0870 240 3386	Website www.ade.co.uk
Registered Office: Novar House 24 Queens Road Weybridge Surrey KT13 9UX Registered No. 189291		Literature Ref: Logic Six/03-02-01/012



Novar Intelligent Building Systems offers a uniquely comprehensive range of solutions for specifiers and installers of fire, security, building management, datacoms and electrical installation products and is equipped to provide a single source solution for all your requirements.





Logic Six Intruder Panel



Security made Simple comes in the form of **Logic Six**, one of the world's easiest to install and operate systems. One of the biggest areas of concern within the Security industry is complexity often associated with system programming and operation. **Logic Six still provides many of the functions of the G3 family of control panels**, appealing to both installers and end users. Having been **specifically designed to simplify and speed up installation and programming**, Logic Six benefits end users by **reducing false alarms** generated through incorrect operation.

6-zone proximity based control panel

Keyfob controlled with each Zone independently identified on the control panel providing ample security, Personal Attack (PA) and 24hr tamper detection for most domestic properties.

Easy to operate

There is no keypad or user code, programming and operation are so simple they can be carried out by offering a keyfob to the panel.

Easy to install and program

Simple three part housing facilitates ease of installation with only two switch settings within the control panel to simplify programming meaning less time on site.

Sold with two preprogrammed keyfobs

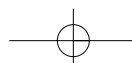
Allowing for higher security integrity and reduced programming time.

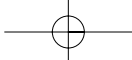
Up to 8 individually coded keyfobs can be programmed

In total 8 keyfobs can be programmed to work with one control panel affording system control for up to 8 individual users.

Part set, selectable entry time,

Part set and entry time are easily selectable via the relevant switches within the control panel.





Logic Six Features


ON BOARD SOUNDER TO ASSIST FOR LOCAL ALERTS

6 PRESET ZONES, PA AND TAMPER

DISCRETE KEYFOBS EASILY ATTACHED TO EXISTING KEY RING



KEYPAD NOT REQUIRED PROGRAMMED KEYFOB OFFERED TO DEPRESSION TO OPERATE SYSTEM



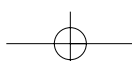
WALK/ALARM TEST BUTTON

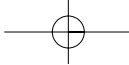
PART SET AND ENTRY TIME SWITCHES

BELL / STROBE OUTPUTS

MULTIPLE CABLE ENTRY POINTS

STYLED ROBUST POLYCARBONATE ENCLOSURE






Logic Six The simple to Install Panel

Installation in three easy steps

STEP ONE: Mounting the panel




Mounting pulling cable through and wiring the Panel


FEATURES

- 3 switches to programme / test
 - Easy to install
- Operation via proximity technology (no keypad required) integrated into the control panel
 - No PIN to remember
 - Simple to operate
 - Reduced false alarms
 - Unique lower cost solution
 - More attractive to users uncomfortable with traditional alarm technology
- Proven, "Simple Set" Technology
 - Quality, reliability you expect from ADE
- Will support speech dialler extension
- Tamper protection

STEP TWO: Programming and Testing



Full or Part Set



Set Entry Time



Walk / Alarm Test

STEP THREE: Operation



Setting the System



Part Setting the System



Unsetting the System

