
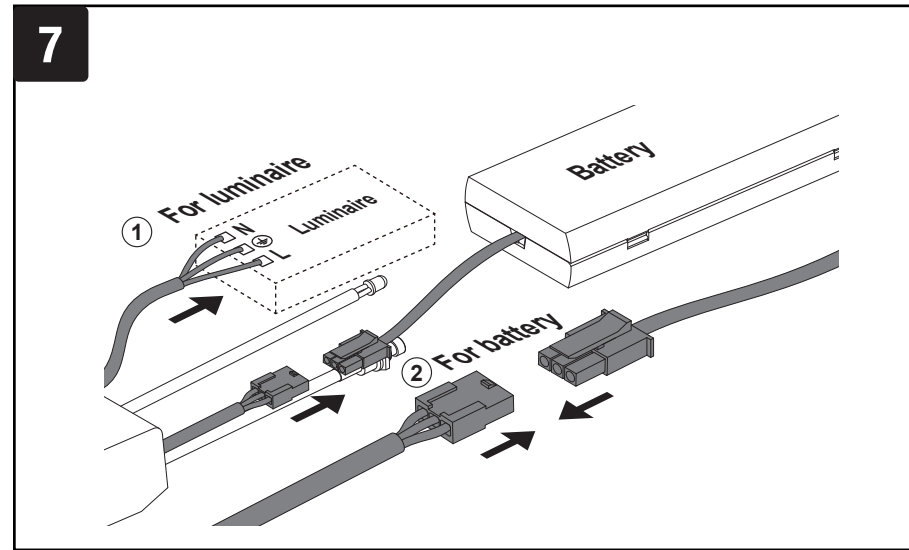
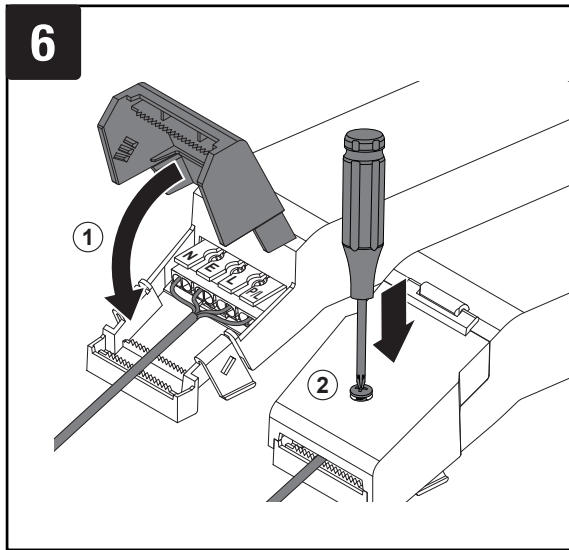
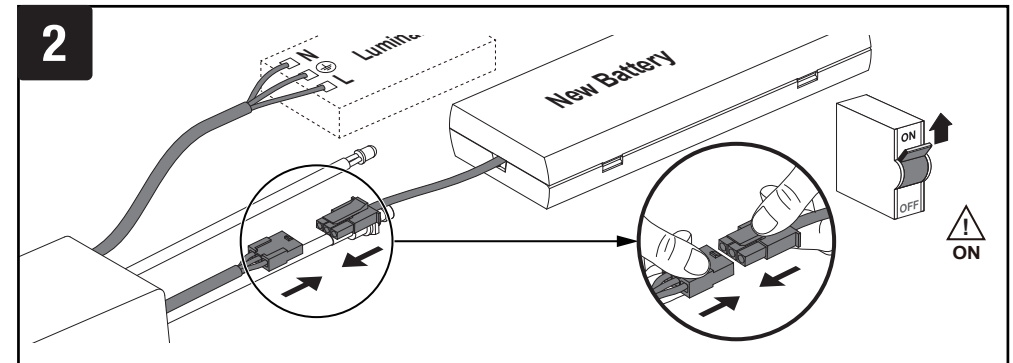
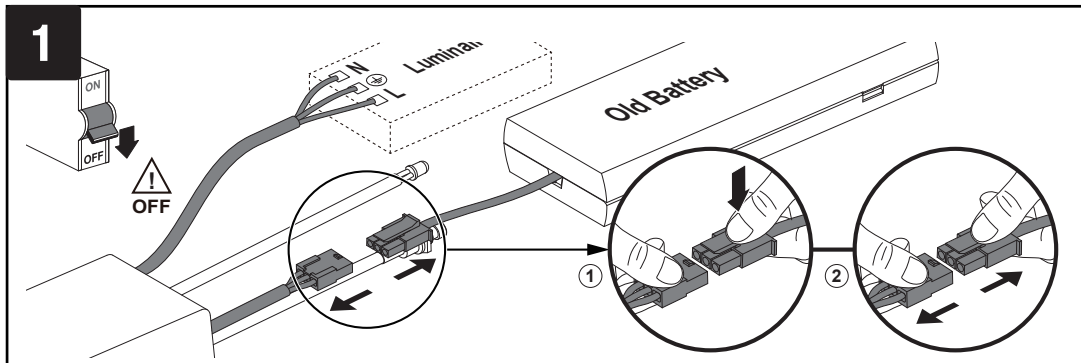


AU-EM6EXST



For Battery Replacement



AU-EM6EXST

Self-Test Mode: Automatic / Manual Testing User Guide

Commissioning

- Commissioning takes place by connecting the battery and then the un-switched supply. The battery must be connected first.
- The green LED will immediately flash 1 x second to indicate that there is a pending duration test.
- A functional test will occur at 5 minutes after commissioning to allow 5 minutes for battery charging to ensure there is some charge in the battery.
- A duration test will occur at a random point between 24 hours and 48 hours after commissioning to allow 24 hours for battery charging.
- Any faults found in the functional and duration testing will be reported via the LED indicator, as detailed below.
- Disconnecting the un-switched supply and then the battery resets the emergency module, clears all fault reports and forces a re-commission when the battery and then the un-switched supply are reconnected.
- If the un-switched supply of an emergency lighting circuit is switched OFF/ON twice within 5 seconds, the schedule for all the emergency units in the emergency lighting circuit is reset (to the current time).**

Duration Testing (3 hours)

- An automatic duration test will occur at a random point between 24 hours and 48 hours after commissioning to allow for battery charging.
- An automatic duration test will occur semi-annually or annually at a random point in the 26nd or 52nd week of each year.
- A duration test will occur once the battery is fully charged after pressing the manual test button for 5-10 seconds.
- A duration test may be delayed by other events, such as a power cut that interrupts the test or a lack of charging time, in which case the green LED will flash 1 x second to indicate there is a pending duration test that the emergency module has rescheduled.
- Any faults found in the duration testing will be reported via the LED indicator, as detailed below.
- A functional test will not override any faults reported by a duration test. A full duration test or re-commissioning is required to clear any faults.

Functional Testing (<2 minutes)

- A 5 seconds automatic functional test will occur at 5 minutes after commissioning.
- A 108 seconds automatic functional test will occur every 7 days.
- A manual 108 seconds functional test will start immediately after pressing the manual test button for 1-2 seconds.
- Any faults found in the functional testing will be reported via the LED indicator, as detailed below.
- A functional test will not override any faults reported by a duration test. A full duration test or re-commissioning is required to clear any faults.

Manual Testing

- Manual functional test: Press the manual test button for 1-2 seconds. A manual functional test lasting <2 minutes will start immediately.
- Manual duration test: Press the manual test button for 5-10 seconds. A manual duration test will occur once the battery is fully charged after pressing the manual test button for 5-10 seconds.

Pending Duration Testing

- A duration test may be delayed by other events, such as a power cut that interrupts the test or charging period, in which case the green LED will flash to indicate there is a pending duration test that the emergency module has rescheduled until charging is complete.

Lamp or Luminaire Fault


















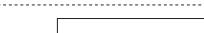






- Turn off the supply and replace or correct the fault with the lamp or luminaire, and then reconnect the supply.
- Press the manual test button for 5-10 seconds. A manual duration test will occur once the battery is fully charged.
- If the battery and power have been disconnected the EM will re-commission and automatically test the replacement.
- A successful functional test will not override any faults reported by a duration test. A full duration test or re-commissioning is required to clear fault reports.

Battery Fault

- Turn off the un-switched supply to the EM and replace the battery, and then reconnect the supply.
- If the fault was because the battery was not connected, the un-switched supply must still be turned off when connecting the battery to clear the battery fault.
- The EM will re-commission and so automatically test the replacement at a random point between 24 and 48 hours after commissioning to allow for battery charging.

LED Indicator

System status is locally indicated by a bi-coloured LED indicator.

LED indication		Description	Status	Standard Mode	Self-test Mode
		Green Permanently On	System Healthy	✓	✓
		Permanently OFF	Emergency Mode: Mains failure or mains disconnected	✓	✓
		Green Slow Flash (0.5s on-0.5s off)	Duration Test Pending	✓	✓
		Green Medium Flash (0.25s on-0.25s off)	Duration Test Running	✓	✓
		Green Fast Flash (0.125s on-0.125s off)	Functional Test Running	✓	✓
		Red Permanently On	Battery Charging Fault	✓	✓
		Red Medium Flash (0.25s on-0.25s off)	Battery Duration Fault	✓	✓
		Red Fast Flash (0.125s on-0.125s off)	Lamp or Luminaire Fault	✓	✓
		OFF 1s then Red Stay On 5s	26 Weeks Duration Test Interval	N/A	✓
		OFF 1s then Red Fast Flash 5s (0.125s on-0.125s off)	52 Weeks Duration Test Interval	N/A	✓
		OFF 1s then Green Fast Flash 5s (0.125s on-0.125s off)	Standard mode	✓	N/A
		OFF 1s then Green/Red Fast Flash 5s (0.125s on-0.125s off)	Self-test mode	N/A	✓

Standard Mode: Manual Testing User Guide




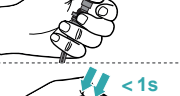
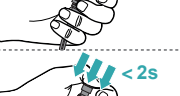

- The battery leaves the factory in a semi-charged state but may take up to 24 hours to fully charge for a 3-hour test. Charge for 5 minutes before performing a functional test to ensure there is some charge in the battery.
- A quick functional test can be performed by pressing the test button for 1-2 seconds.
- To fully test the emergency function, the un-switched supply will need to be turned off. Alternatively press the manual test button for 5-10 seconds. A manual duration test will occur once the battery is fully charged. A duration test may be delayed by a lack of charging time, in which case the green LED will flash 1 x second to indicate there is a pending duration test that the emergency module has rescheduled.
- Any faults found in the functional and duration test will be reported via the LED indicator, as detailed below.
- Disconnecting the un-switched supply and then the battery resets the emergency module, clears all fault reports when the battery and then the un-switched supply are reconnected.
- Replace the battery when the luminaire fails to meet the 3-hour duration requirement in testing. Press the manual test button for 5-10 seconds. A manual duration test will occur once the battery is fully charged.
- Replace or correct the fault with the lamp or luminaire, and then reconnect the supply. Press the manual test button for 1-2s seconds. A manual functional test lasting <2 minutes will start immediately.

Rest Mode

- Emergency operation is automatically started when the mains supply is switched off. Rest mode can be activated during emergency mode by doubling press the manual test button. The discharging of the battery will be minimized by switching off the LED output. The rest mode will be exited automatically after reconnect the supply.

Functionality of the test button

The test button enables you to make a series of settings manually.

Test button	Description	Function	Standard Mode	Self-test Mode
	Press 1-2s	Manual functional test	✓	✓
	Press 5-10s	Manual duration test	✓	✓
	Press <1s	Confirm the current duration test interval	N/A	✓
	Double press <1s	Set the duration test interval	N/A	✓
	Double press <1s during emergency mode	Rest mode activated	✓	✓
	Triple press <2s	Set test mode (Standard/Self-test)	✓	✓

Mains Standard and Self-Test 2 in 1 Emergency Module (EM) for LED Luminaires

Please read the instructions thoroughly, including the installation instructions for the luminaire and retain for future reference.

- This EM is provided with self-test mode as default. It is classified as ATS type S. It is a stand-alone, self-contained emergency module with localised automatic testing and reporting facilities requiring manual inspection to record the results.
- The EM will perform an automatic weekly functional test and an annual or semi-annual full duration test at a random time during a 24 hours period, reporting any faults found with the battery or load. The EM is provided with annual duration test as default, semi-annual test is available via pressing the test button twice.
- The EM is only recommended for use with a selection of the LED luminaires as specified on the luminaires datasheets.

Safety Information

- Installation must be carried out in accordance with national building and wiring regulations.
 - If you are in any doubt about installing this product, please consult a qualified electrician.
 - Before commencing installation or maintenance, turn off and isolate the circuit to be worked on by removing the fuse or switching the circuit breaker off at the distribution board.
 - This EM is suitable for connection to a 220-240Vac 50/60Hz supply.
 - This EM is a **Class II** product not requiring an Earth connection, but terminals are provided for continuity.
 - This EM is an **IP20 independent** driver that does not rely on the enclosure for protection.
 - Do not use the emergency module if the cable is damaged.
 - The EM is not suitable for use on a battery supply with a trickle or intermittent re-charging circuit.
 - The EM is not protected against supply voltage polarity reversal.
 - Insulation between the emergency module supply and battery circuit is double insulation.
 - The recharging device will recharge the battery normally after removal of a battery short-circuit
- When cutting holes, drilling or screwing take care not to damage existing wiring or pipework.

General Installation Information

- The diagram below shows a typical installation. Specific details may vary from one compatible luminaire model to another.
- The optional emergency module provides power in the event of a cut in the supply and must be wired to the un-switched permanent supply through the un-switched Live terminal.
- Write the commissioning date on the battery label.
- Stick the Maintained or Non-Maintained emergency luminaire label on the luminaire where it can be seen.
- Ensure that all electrical connections are tight with no loose strands.
- Reconnect the supply.

GB**Environmental Protection (W.E.E.E.) – Aurora's WEEE Reg.No. WEE/BG0130YX (UK Only)**

Waste Electrical & Electronic Equipment Regulations (WEEE) requires that any of our products showing this marking (left) must not be disposed of with other household or commercial waste. Aurora does not levy any WEEE disposal charges to its customers for affected WEEE related products. To prevent possible harm to the environment or human health from uncontrolled waste disposal, please separate any such product from other waste types and recycle it responsibly at your local facilities. Check with your Local Authority, Recycling Centre or retailer for recycling advice. If, when you purchased any Aurora product, your supplier included a WEEE disposal fee, you should then contact your supplier for advice on his take back of the product for the correct disposal.

GUARANTEE

This product is guaranteed for a period of 3 years from the date of purchase. The guarantee is invalid in the case of improper use, installation, tampering, and removal of the Q.C. date label, installation in an improper working environment or installation not according to the current edition of the National Wiring Regulations. Should this product fail during the guarantee period it will be replaced free of charge, subject to correct installation and return of the faulty unit. Aurora does not accept responsibility for any installation costs associated with the replacement of this product. This warranty is in addition to the statutory rights in your country of purchase. Aurora reserves the right to alter specifications without prior notice.

FR**Protection de l'environnement (D.E.E.E.) – N° d'inscription DEEE d'Aurora en Grande-Bretagne WEE/BG0130YX (Royaume-Uni uniquement)**

Les Règlements relatifs aux déchets d'équipements électriques et électroniques (DEEE) exigent que nos produits portant ce marquage (à gauche) ne soient pas jetés avec d'autres ordures ménagères ou déchets commerciaux. Aurora Limited ne prélève aucune taxe d'éco-contribution à ses clients pour les produits concernés par la réglementation DEEE. Afin de prévenir tout risque pour l'environnement ou la santé publique, veuillez ne pas jeter ce type de produits avec les autres déchets et le recycler de manière responsable auprès de vos installations locales. Veuillez vous rapprocher des autorités compétentes, des centres de recyclage ou de votre distributeur pour des conseils concernant le recyclage de ces produits. Si, lorsque vous avez acheté un produit Aurora, votre fournisseur a inclus des frais d'élimination des DEEE, veuillez contacter votre fournisseur pour obtenir des conseils sur sa reprise du produit pour son élimination appropriée.

GARANTIE

Ce produit est garanti pour une période de 3 ans à partir de la date d'achat. La garantie n'est pas valable dans le cas d'une mauvaise utilisation ou installation, d'une altération et du retrait de l'étiquette de contrôle de qualité, d'une installation dans un environnement mal approprié ou d'une installation non-conforme à la dernière édition du Règlement national de câblage. Si ce produit tombe en panne pendant la période de garantie, il sera remplacé gratuitement, sous réserve d'une installation correcte et du renvoi de l'unité défectueuse. Aurora n'accepte aucune responsabilité pour les coûts d'installation associés au remplacement de ce produit. Cette garantie est en sus des droits légaux dans votre pays d'achat. Aurora se réserve le droit de modifier les spécifications sans préavis

DE**Umweltschutz (W.E.E.E.) – Auroras WEEE-Registrierungsnummer WEE/BG0130YX (nur GB)**

Die WEEE-Richtlinie (Elektro- und Elektronikgeräte-Abfall-Richtlinie) schreibt vor, dass keines unserer Produkte, das diese Kennzeichnung (links) trägt, mit anderen Haushalts- oder kommerziellen Abfällen zusammen entsorgt werden darf. Aurora erhebt keine WEEE-Entsorgungsgebühren von ihren Kunden für von der WEEE-Richtlinie betroffene Produkte. Um mögliche Schäden für die Umwelt oder die Gesundheit von Personen durch unkontrollierte Abfallentsorgung zu vermeiden, trennen Sie bitte all solche Produkte von anderen Abfallarten und lassen Sie es vor Ort fachgerecht recyceln. Fragen Sie bei den örtlichen Behörden, Recyclingstandorten oder Einzelhändlern hinsichtlich einer Recycling-Beratung nach. Wenn ein Anbieter bei dem Kauf eines Aurora-Produkts eine WEEE-Entsorgungsgebühr erhoben hat, so sollten Sie diesen fragen, wie das Produkt für eine fachgerechte Entsorgung zurückgenommen wird.

GARANTIE

Dieses Produkt hat eine Garantiedauer von 3 Jahren ab dem Kaufdatum. Die Garantie entfällt im Falle von unsachgemäßem Gebrauch, Installation, Fälschung und Entfernung des Datumsetiketts, der Installation in einer ungeeigneten Arbeitsumgebung oder einer Installation, die nicht den nationalen elektrischen Anschlussvorschriften genügt. Sollte dieses Produkt während der Garantiedauer ausfallen, wird es gebührenfrei ausgetauscht, wenn es korrekt installiert worden ist und das fehlerhafte Gerät zurückgegeben wird. Aurora haftet nicht für Installationskosten, die mit dem Austausch dieses Produkts zusammenhängen. Diese Garantie gilt zusätzlich zu den gesetzlichen Rechten des Landes, in dem Sie den Kauf getätigt haben. Aurora behält sich das Recht vor, ohne vorherige Benachrichtigung die Spezifikationen zu ändern.

IT**Protezione ambientale (RAEE) – Reg. RAEE n. WEE/BG0130YX Aurora (Solo UK)**

La Direttiva concernente i Rifiuti di apparecchiature elettriche ed elettroniche (RAEE) prevede che tutti i nostri prodotti che presentano questo simbolo (a sinistra) non debbano essere smaltiti assieme ad altri rifiuti domestici o commerciali. Aurora non addebita alcun onere di smaltimento RAEE ai propri clienti per prodotti RAEE. Per evitare possibili danni all'ambiente o alla salute umana derivanti da uno smaltimento non controllato dei rifiuti, separate tali prodotti da altri tipi di rifiuti e riciclateli responsabilmente presso i centri di smaltimento locali. Consultate l'Agenzia competente, il centro di smaltimento o il rivenditore locali su come smaltire il prodotto. Se, all'acquisto di un prodotto Aurora, il fornitore ha imposto una sovrattassa per lo smaltimento RAEE, si consiglia di contattarlo per informazioni sulla restituzione del prodotto per il corretto smaltimento.

GARANZIA

Il prodotto è garantito nel paese di acquisto per un periodo di 3 anni dalla data di acquisto. La garanzia non è valida in caso di uso improprio, installazione scorretta, manomissione, rimozione dell'etichetta della data del Q.C. (controllo qualità), installazione in ambiente di lavoro inadeguato o installazione in violazione all'ultima edizione delle Normative nazionali di cablaggio. In caso di guasto durante il periodo di validità della garanzia, il prodotto verrà sostituito a titolo gratuito, previa verifica della corretta installazione e restituzione dell'unità difettosa. Aurora non accetta alcuna responsabilità per eventuali costi di installazione associati alla sostituzione del prodotto. La presente garanzia rappresenta un supplemento ai diritti legali applicabili nel paese di acquisto. Aurora si riserva il diritto di modificare le specifiche senza preavviso.

NL**milieubescherming (W.E.E.E.) - Aurora WEEE Reg.No. WEE/BG0130YX (alleen in het VK) alleen van toepassing in de UK**

De richtlijn voor afvalproducten van elektrische en elektronische apparatuur (WEEE) schrijft voor dat onze producten die van deze markering (links) zijn voorzien niet met ander huishoudelijk of commercieel afval mogen worden weggevoerd. Aurora brengt klanten geen WEEE-afvalkosten in rekening voor WEEE-gerelateerde producten waarop dit van toepassing is. Ter voorkoming van mogelijke schade aan het milieu of de menselijke gezondheid door onbeheerde afvalverwijdering, verzoeken wij u deze producten van andere afvaltypes te scheiden en ze op verantwoorde wijze bij uw plaatselijke milieustraat te recyclen. Raadpleeg uw plaatselijke gemeente, milieustraat of detailhandel voor recycle-advies. Als uw leverancier u bij de aankoop van een Aurora-product WEEE-afvalkosten in rekening heeft gebracht, dient u contact met uw leverancier op te nemen over advies betreffende het terugnemen van het product voor correcte afvalverwerking.

GARANTIE

Dit product is gegarandeerd voor een periode van 3 jaar en vanaf de aankoopdatum. De garantie is ongeldig in het geval van onjuist gebruik, onjuiste installatie, sabotage, en verwijdering van het kwaliteitscontrolelabel, installatie in een ongeschikte werkomgeving of installatie die niet in overeenstemming is met de huidige editie van de nationale bedravingsvoorschriften. Als dit product tijdens de garantieperiode defecten vertoont, wordt het gratis vervangen, behoudens juiste installatie, en na retournering van het defecte product. Aurora aanvaardt geen verantwoordelijkheid voor installatiekosten die verbonden zijn aan de vervanging van dit product. Deze garantie wordt verstrekt naast de wettelijke rechten in uw land van aankoop.

ES**Protección medioambiental (W.E.E.E.) – Normativa WEEE de Aurora nº WEE/BG0130YX (Solo Reino Unido)**

La normativa en materia de residuos de equipos eléctricos y electrónicos (WEEE) exige que cualquiera de nuestros productos que muestre esta marca (izquierda) no pueda ser eliminado junto con otros residuos comerciales o domésticos. A fin de evitar posibles daños al medioambiente o a la salud humana como consecuencia de la eliminación de residuos, por favor, separe estos productos de otros productos de desecho y reciclelo de manera responsable en sus instalaciones locales. Consulte con las autoridades locales, centros de reciclaje o minoristas si precisa de asesoramiento en materia de reciclado.

GARANTÍA

Este producto tiene garantía por un periodo de 3 años a partir de la fecha de compra. La garantía quedará invalidada en caso de uso, instalación o manipulación inadecuados, retirada de la etiqueta de fecha Q.C., instalación de un entorno de trabajo inadecuado o instalación no acorde con la Normativa Nacional de Cableado. En caso de que se produzca un fallo durante el periodo de garantía, será sustituido por otro de modo gratuito siempre que la instalación haya sido correcta y sujeto a la devolución de la unidad defectuosa. Aurora no acepta responsabilidad alguna por cualesquiera costos de instalación asociados con la sustitución de este producto. Esta garantía se suma a los derechos legales del país donde adquiriera el producto. Aurora se reserva el derecho a alterar las especificaciones sin notificación previa.

SE**Miljöskydd (W.E.E.E.) – Auroras WEEE Reg. Nr. WEE/BG0130YX (Enbart Storbritannien)**

Enligt WEEE-direktivet (Waste Electrical & Electronic Equipment Regulations) får inga produkter med denna märkning (symbolen till vänster) kastas i hushållsoporna eller tillsammans med annat kommersiellt avfall. Aurora debiterar inte sina kunder några WEEE-miljöavgifter för berörda elektriska produkter. Osoraterat vald riskerar att skada miljön och människors hälsa. Särskilt därför allt elavfall från andra typer av avfall och se till att det deponeras hos kommunens återvinningscentral. Din kommun, lokala återvinningscentral eller lokala återförsäljare kan ge mer information om återvinning. Om försäljaren har debiterat en avgift för WEEE-bortskaffning vid inköpet av Aurora-produkten är försäljaren skyldig att ta emot och bortskaffa den utjänta produkten på ett korrekt sätt.

GARANTI

Denna produkt omfattas av 3 års garanti från och med inköpsdatumet. Garantin upphör att gälla vid felaktig användning eller installation, ingrepp, borttagande av etiketten med kvalitetskontrolldatum, installation i olämplig miljö eller installation som inte utförs enligt gällande bestämmelser för elinstallation. Om produkten upphör att fungera under garantiperioden ersätts den kostnadsfritt under förutsättning att installationen utförts korrekt och att den felaktiga produkten returneras. Aurora ansvarar inte för eventuella installationskostnader i samband med utbyte av produkten. Denna garanti gäller utöver lagstadgade rättigheter i inköpslandet. Aurora förbehåller sig rätten att ändra specifikationerna utan förvarning.

UAE**الحماية البيئية (لوائح فضلات الأجهزة الكهربائية والالكترونية (W.E.E.E.) . رقم التسجيل وفقاً لوائح WEEE لشركة Aurora هو WEE/BG0130YX (المملكة المتحدة فقط)**

تتطلب لوائح فضلات الأجهزة الكهربائية والالكترونية (WEEE) أن أي من محتاجاتها التي تظهر عليها هذه العلامة (الموضحة جهة اليسار) يجب عدم التخلص منها مع الفضلات المنزلية أو التجارية الأخرى. ولا تحصل شركة Aurora أي مصاريف للتخلص من المنتج وفقاً لوائح WEEE لعمالها نظير المنتجات المتأثرة فيما يخص بلوائح WEEE. ولتجنب الضرر المحتمل للبيئة أو لصحة الإنسان عند التخلص من الفضلات بدون سيطرة، يُرجى فصل أي منتج من هذه المنتجات عن أي أنواع فضلات أخرى وإعادة تدويرها بأسلوب يتسم بالمسؤولية مرافقكم المحلية. راجع مع السلطة المحلية، أو مركز التدوير أو تاجر التجارة للحصول على المشورة بخصوص التدوير. وعند شرائك أحد منتجات Aurora، وعند حصول رسم المنتج وفقاً لوائح WEEE، يجب عليك أن تتصل بالمتعهد للحصول على المشورة عن قيامه بأخذ المنتج للتخلص منه بكيفية سليمة.

الضمان

هذا المنتج مضمون لمدة ثلاث سنوات من تاريخ الشراء. وهذا الضمان لا يسري مفعوله في حالة سوء الاستخدام أو سوء التركيب أو العبث بالمنتج أو إزالة بطاقة تاريخ مراقبة الجودة، أو عند التركيب في مكان غير ملائم بوساط العمل أو عند تركيبه على نحو غير مطابق للقطعة الحالية من اللوائح الوطنية لتوصيلات الأسلاك. وإذا أخفق هذا المنتج أثناء فترة الضمان فسوف يتم استبداله مجاناً ويخضع ذلك للتركيب السليم وإرجاع الوحدة الثالفة. ولا تقبل شركة Aurora لمسؤولية عن أي تكاليف التركيب مرتبطة باستبدال هذا المنتج. وهذا الضمان هو بالإضافة إلى حقوق الشراء القانونية في بلادكم. وتحفظ Aurora بالحق في تعديل المواصفات بدون إشعار مسبق.