


RH Recessed Fan Assisted Heaters


- Providing warm inviting commercial premises
- Choice of ceiling or wall mounting allows free use of floor and wall space, often an important consideration
- First class whole life value from a product built to the highest possible standard and designed to give many years of trouble free service
- Low running costs by selecting from a range of control options



RH-30
3kW recessed heater commonly installed above a door



RH-20
Extremely compact 2kW recessed heater




RH-60
6kW recessed heater with integral relay

Typical Applications

- Overdoor heating in shops and cafes especially where it is not practical or desirable to install conventional wall-mounted heater
- Space heating in a wide variety of commercial premises
- Changing rooms
- Entrance areas

Features Common to all Models

- Air inlet and outlet through front panel – no requirement for air supply to the rear of the heater
- White aluminium egg-crate grille
- Pre-wired to rear mounted terminal enclosure
- Auto-reset over-temperature protection
- Simple fixing through the face of the heater
- Suitable for vertical or horizontal discharge
- Simple reduction in output by removal of link in rear mounted enclosure (2kW heater reduced to 1kW, 3kW heater reduced to 2kW and 6kW heater reduced to 4kW)



Rear view of RH-30

External enclosures allowing the quickest possible electrical connections

Controlling the RH Series

Control mode 1 – Simple on/off control

Simple control using remote isolating switch

Control mode 2 – Remote Tamperproof Thermostat

An RST-TP remote mounted tamperproof thermostat. The Electronic Control Thermostat is connected into the rear mounted terminal enclosure. The RST-TP's tamperproof design prevents casual adjustment of temperature setting.

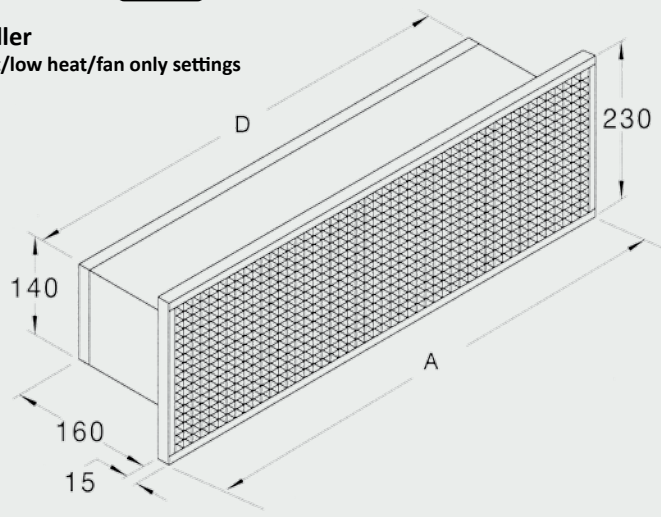
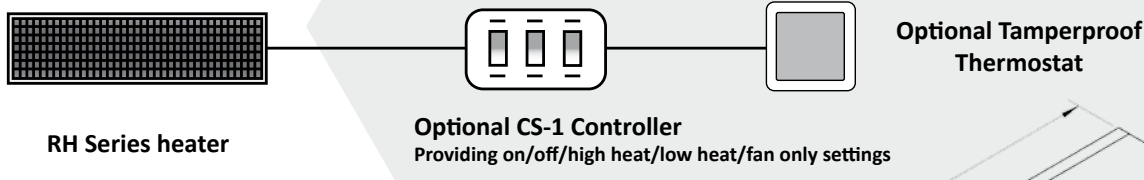
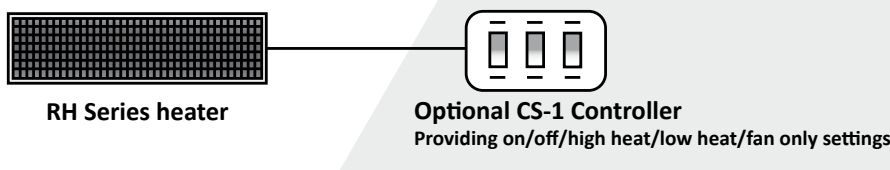
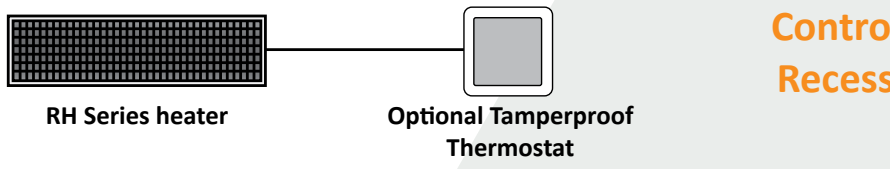
Control mode 3 – Remote controller

Control is provided by means of a remote mounted CS-1 control box which is connected into the rear mounted terminal enclosure. The CS-1 controller provides on/off/high heat/low heat/fan only settings

Control mode 4 – Combination of Remote Thermostat and Remote controller

Both remote mounted tamperproof thermostat and remote mounted CS-1 controller are connected into the rear mounted terminal enclosure. The RST-TP's tamperproof design prevents casual adjustment of temperature setting. The CS-1 controller provides on/off/high heat/low heat/fan only settings

Control Options for RH Recessed Fan Assisted Heaters



RH Dimensions

Model	A (mm)	D (mm)
RH-20	363	307
RH-30	597	550
RH-60	1198	1138

RH Recessed Fan Assisted Heaters - Specifications

Model	Volts	kW	Airflow (m ³ /h)	Aperture Size (mm)	Insert Clearance (mm)	Weight (kg)
RH-20	230	2.0	120	315 x 150	200	3.3
RH-30	230	3.0	250	560 x 150	200	4.2
RH-60	230	6.0	500	1148 x 150	230	11

Optional Remote Mounted Control Devices for the RH Range

Model	Description	Full Details on Page
CS-1	Controller for all RH models	71
RST-TP	Tamperproof Thermostat 20A	71



CS-1 Controller
Providing on/off/high heat/low heat/fan only settings



RST-TP
Energy Saving Tamperproof Thermostat