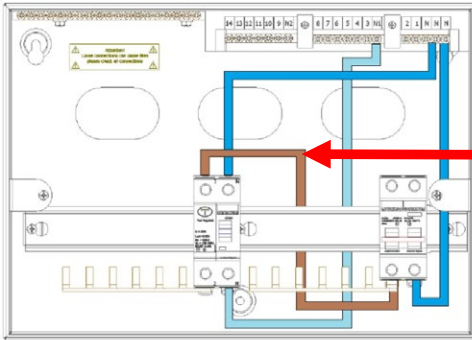
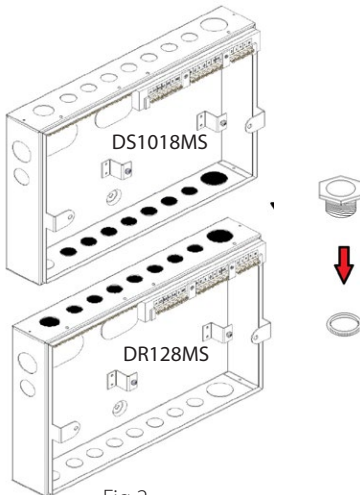


Converting a DS1018MS & DR128MS into a Dual tier Dual split load board with 22 outgoing ways using the Defender Linking Kit DCA24



Remove the DS1018MS
RCD supply cable

Fig 1.



Remove the corresponding
knockouts from both units
and using the interconnect
glands supplied, fix the two
units together ensuring the
lock rings are tightened
correctly.

Fig 2.

Converting a DS1018MS & DR128MS into a Dual tier Dual split load board with 22 outgoing ways using the Defender Linking Kit DCA24

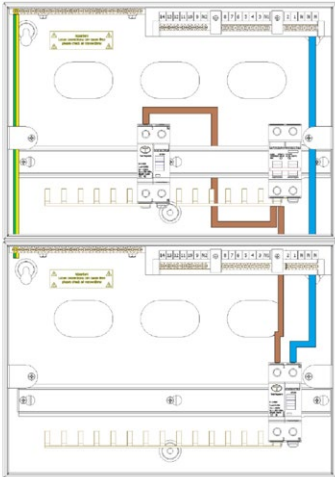


Fig 3.

Once the units are fitted together, using the cable set supplied, install the wire interlinks as per Fig 3.

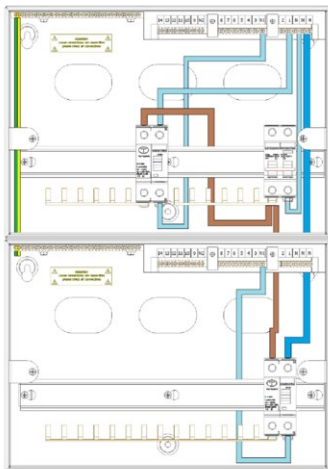


Fig 4.

Check and confirm the two units complete wiring is correct as per Fig 4. Ensuring all connections are tightened to the correct torque