

PLX RANGE

this product information has been extracted from

theheatingbook



Tel: Customer Services: 0870 727 0101

Fax: Customer Services: 0870 727 0102

Email: customer.services@glendimplex.com **Website:** www.dimplex.co.uk

BUILDING REGULATIONS PART L COMPLIANT*



Model PLX750TI

Model PLX500WTI

NEW

Ultra slim panel convective heaters

the NEW PLX panel heater range

The all new PLX range of compact wall mounted panel heaters are the popular choice for specifiers, home owners and contractors who demand stylish, space saving and efficient electric heating systems. Styled to complement our popular XL style storage heaters and DuoHeat radiators, PLX panel heaters are often used to heat areas such as bedrooms, bathrooms, kitchens and other areas, which only require heating for short periods of the day.

They are also a cost effective way to extend an existing heating system when buildings are being refurbished or new rooms added. To reduce running costs, good controls are essential. Most models feature accurate thermostatic controls and the option of a built-in 24-hour time clock to programme the heating in advance. Models without built-in controls are designed for use with Dimplex remote controllers.

PLX RANGE FEATURES

- Completely new range for 2006 including 2 new outputs.
- Full range available in willow white to match XL storage heaters. 24 hour timer (TI) models also available in pure white to complement DuoHeat radiators.
- Convected heat for rapid warm-up.
- Suitable for domestic or commercial use.
- Choice of models with or without timers.
- All models splashproof (IPX4 rated) for use in bathrooms and other wet areas.
- High accuracy adjustable thermostat responds to very small changes in room temperature to reduce temperature drift.**
- Frost protection setting.**
- PLX TI models have programmable 24-hour timers.
- Option of 7-day timer on 2kW and 3kW models.
- Front air outlet grille for efficient heat circulation.
- Lockable dust cover protects controls.
- Detachable hinged wall mounting frame for fast installation and easy cleaning.
- PLX NC models with no built-in controls for use with remote controllers.

* PLX TI, PLX TX models or PLX NC models fitted with appropriate external thermostat/timer (see page 29).
** Not applicable to PLX NC range.


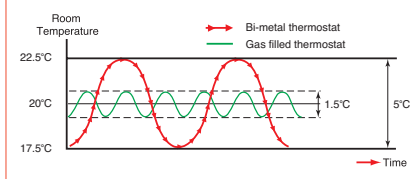
PLX PANEL HEATERS

SENSITIVE THERMOSTAT

Conventional bi-metal thermostats can allow "drift" of as much as 5°C in room temperature owing to the effects of the changing heater output, resulting in discomfort for the user and energy wastage.

Dimplex PLX panel heaters feature close tolerance gas-filled thermostats, maintaining room temperatures to within +/- 1.5°C, eliminating resultant under/over heating and improving user comfort and energy efficiency.

PLX thermostat operation



CONTROLS

1. THERMOSTAT CONTROL

User selection of room temperature from 5°C (frost protection) to 35°C using rotary knob.

2. ON/OFF SWITCH

A single pole on/off switch controls the electricity supply to the heater. A neon indicator will illuminate when the switch is ON and power is being supplied to the elements.

3. BUILT-IN 24 HOUR / 7 DAY PROGRAMMERS (TI / TX MODELS)

Incorporating accurate and reliable timers, the built-in 24 hour time clock on the PLX/TI models enables daily heating needs to be programmed in advance. The clock may be set to switch on and off as often as required throughout the day.

When heat is needed unexpectedly, an override switch enables the timer to be by-passed without altering the pre-set programme. The selector control also has an OFF position.

Models PLX2000TX and PLX3000TX feature seven day timers, allowing different weekday and weekend programmes and are ideal for commercial or office use.

4. HEAT SELECTION SWITCH

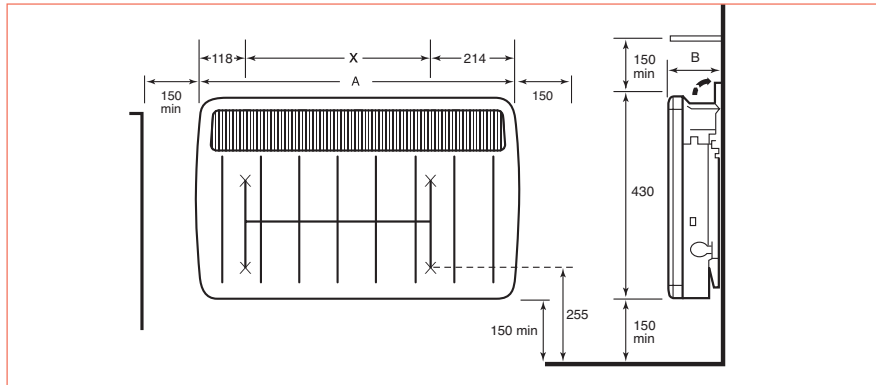
Each model incorporates a half heat selection switch, enabling the smallest model to be switched to just 250W, ideal for small rooms. The thermostat operates on full or half load.

PLX NC RANGE

Supplied with no controls (except internal safety cut-out) and designed specifically for use with Dimplex wall mounted remote controls. Six outputs are available, up to 2.0kW. See page 29 for details of compatible control options.

THERMOSTAT

Gas filled type. Accurate to within 1.5°C. Range 5°-35°C.



MODEL NO	OUTPUT	WIDTH (A)	HEIGHT	DEPTH (B)	X	COLOUR	WEIGHT
THERMOSTAT MODELS ONLY							
PLX 500	0.5kW	450mm	430mm	108mm	117mm	Willow White	4.8kg
PLX750	0.75kW	620mm	430mm	108mm	287mm	Willow White	6.2kg
PLX1000	1.0kW	620mm	430mm	108mm	287mm	Willow White	6.2kg
PLX1250	1.25kW	690mm	430mm	108mm	355mm	Willow White	6.6kg
PLX1500	1.5kW	690mm	430mm	108mm	355mm	Willow White	6.6kg
PLX2000	2.0kW	860mm	430mm	108mm	527mm	Willow White	8.0kg
PLX3000	3.0kW	860mm	430mm	143mm	527mm	Willow White	TBC
24 HOUR TIMER MODELS							
PLX500TI	0.5kW	450mm	430mm	108mm	117mm	Willow White	4.8kg
PLX750TI	0.75kW	620mm	430mm	108mm	287mm	Willow White	6.2kg
PLX1000TI	1.0kW	620mm	430mm	108mm	287mm	Willow White	6.2kg
PLX1250TI	1.25kW	690mm	430mm	108mm	355mm	Willow White	6.6kg
PLX1500TI	1.5kW	690mm	430mm	108mm	355mm	Willow White	6.6kg
PLX2000TI	2.0kW	860mm	430mm	108mm	527mm	Willow White	8.0kg
PLX3000TI	3.0kW	860mm	430mm	143mm	527mm	Willow White	TBC
PLX500WTI	0.5kW	450mm	430mm	108mm	117mm	White	4.8kg
PLX1000WTI	1.0kW	620mm	430mm	108mm	287mm	White	6.2kg
PLX1500WTI	1.5kW	690mm	430mm	108mm	355mm	White	6.6kg
PLX2000WTI	2.0kW	860mm	430mm	108mm	527mm	White	8.0kg
7 DAY TIMER MODELS							
PLX2000TX	2.0kW	860mm	430mm	108mm	527mm	Willow White	8.0kg
PLX3000TX	3.0kW	860mm	430mm	143mm	527mm	Willow White	TBC
NO CONTROLS MODELS							
PLX500NC	0.5kW	450mm	430mm	108mm	117mm	Willow White	4.8kg
PLX750NC	0.75kW	620mm	430mm	108mm	287mm	Willow White	6.2kg
PLX1000NC	1.0kW	620mm	430mm	108mm	287mm	Willow White	6.2kg
PLX1250NC	1.25kW	690mm	430mm	108mm	355mm	Willow White	6.6kg
PLX1500NC	1.5kW	690mm	430mm	108mm	355mm	Willow White	6.6kg
PLX2000NC	2.0kW	860mm	430mm	108mm	527mm	Willow White	8.0kg

ELEMENT

Compact, finned, mineral-filled sheathed type, providing silent operation.

THERMAL CUT-OUT

Auto reset type.

CONSTRUCTION

Durable epoxy-polyester powder coated steel casing, with forward facing grille. Temperature resistant PBT thermoplastic moulded parts.

COLOUR/FINISH

Standard models: willow white front and rear panels, with contrasting birch grey grille. PLXWTI models: pure white front, rear and grill.

INSTALLATION

Detachable wall mounting bracket.

ELECTRICAL CONNECTIONS

1.2m, of supply cable fitted to each heater.

IP RATING

Splashproof IPX4

After Sales Service

After sales service if required is absolutely no problem with Dimplex – we have a network of appointed Service Agents spread throughout the Country who are qualified and trained to repair or service any of our appliances.

Bathrooms

Any electrical appliances installed in a bathroom should be fitted by a competent electrician in accordance with the current I.E.E. Regulations.

Portable heaters are NOT suitable for use in a bathroom.

Unless otherwise specified in this brochure, heaters that can be permanently fixed have to be so mounted that any controls cannot be reached by a person using a bath or shower. This restriction does not apply to Dimplex heated towel rails, which do not have controls.

Safety

Dimplex products are designed to comply with EN60335 the British Standard covering the safety requirements of electric heating appliances, and momentary contact with any part of the heater should not cause injury. However, in order to be effective, heaters or towel rails of any type do get hot especially (if applicable) around the air outlet grille. Therefore if aged or infirm persons, or young children, are likely to be left unsupervised in the vicinity of a heater we advise that precautions should be taken. We recommend that a guard is fitted around the heater, as is normal with many types of heating appliance in similar circumstances, to ensure contact with the heater is avoided and objects cannot be inserted into the product.

(Please see page 38 for details of accessory guards.)

Heating appliances should never be covered or positioned where objects may fall onto them.

Specifications

Dimplex policy is one of continuous improvement; the Company therefore reserves the right to alter specifications without notice. Although every care has been taken in the reproduction of product finishes in this brochure, the colour photographs should be taken only as a guide. The information contained in this brochure is correct at the time of printing. You are advised to consult your dealer before purchasing.

Plugs

All portable appliances are supplied with a fitted plug.

British Electrotechnical Approvals Board BEAB Approved

The mark of the British Electrotechnical Approvals Board signifies that the appliance bearing it has been produced to the stringent safety requirements for domestic electrical appliances as laid down in EN60335.



CE Mark

Products carrying the CE mark comply with European safety standards and the European Standard for electro-magnetic compatibility.



Installation Guidance

This brochure is designed to assist you with your choice of Dimplex products and it is not intended as an installation guide. For safety, products should only be installed by a competent person, in accordance with current regulations and the manufacturers instructions. If you require further advice concerning the installation of our products – especially where the installed dimensions may be critical to your choice and the location of the product – please contact our customer service department on 0870 727 0101 or consult your installer.

Please note that the dimensions contained within this brochure do not in all cases include clearances required around installed products for safe operation.

Additional Literature

In addition to this publication we have separate, more detailed brochures on the following products:

- Commercial heating
- Water heating
- Fires and surrounds
- Portable heating

Please ring our brochureline for your copy

Useful Numbers

Tel: Customer Services: 0870 727 0101
Brochure line: 0870 727 0115

Fax: Customer Services: 0870 727 0102
Brochure line: 0870 727 0123

Email: customer.services@glendimplex.com

Website: www.dimplex.co.uk

Please note – these phone numbers are charged at standard rate, they are NOT premium rate numbers.

Dimplex, Twin Sensor, Quartzray and Cadiz are all Registered Trade Marks in the United Kingdom.

Dimplex Optiflame fires are protected by patent Nos: GB2230335, AU621713, USA4965707, IE63651 and NZ232435.

All the Optiflame products shown in this brochure are protected by intellectual property rights owned by Glen Dimplex UK Limited or members of the Glen Dimplex Group on an international basis. The Glen Dimplex Group of Companies will actively protect these rights.

© Glen Dimplex UK Limited

All rights reserved. Material contained in this publication may not be reproduced in whole or in part, without prior permission in writing of Glen Dimplex UK Limited.


Making life comfortable

Marketing Department, Millbrook House, Grange Drive, Hedge End, Southampton, SO30 2DF. Telephone: 0870 077 7117 Fax: 0870 727 0109

Designed and produced by Carrington Caunter Associates Limited, Christchurch (Bournemouth). Telephone 01202 499612.

Selected furniture supplied by BoConcept, Bournemouth / The Furnishing Place, Maidenhead.

Kitchens from Interfit Design Studio, New Milton, Hants. Locations courtesy of: Broomhill Conservatories, Christchurch, Dorset. Coastal Bathrooms, New Milton, Hants.

D1196/1005