

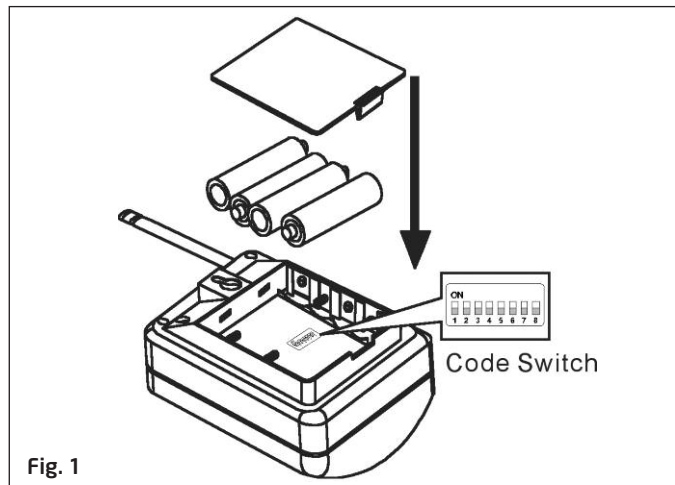
AlertCam^{RA}

Wire free remote alarm/chime receiver for use with AlertCam

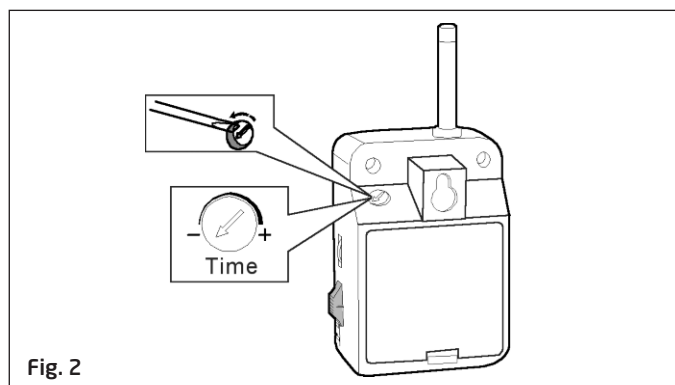
AlertCam RA is an optional accessory for use with the AlertCam standalone PIR with integral camera and recording device. AlertCam can send wireless signals to trigger either a chime or alarm sound from the AlertCam RA.

INSTALLATION & OPERATION :

1. Before installing AlertCam RA the unit needs to be associated with the AlertCam from which it will be receiving trigger signals . To do this the RF switch code on both units must be the same . Set the two dip switches on the AlertCam to you chosen setting and then replicate the same setting on dip switches 1 + 2 on the AlertCam RA. NB. Switches 3-6 should not be moved. The dip switches on the AlertCam RA are located within the rear battery chamber. (see Fig 1)



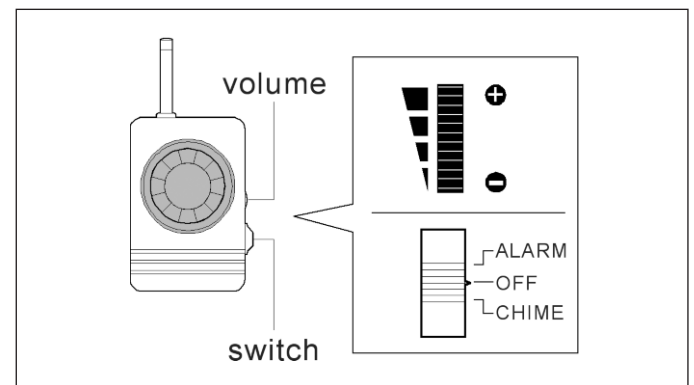
2. Install 4 size AA batteries into the battery chamber paying special attention to the correct polarity alignment.
AlertCam RA can be permanently powered by the supplied DC adaptor to conserve battery power for use during power cuts or where 240Vac power is not available for the DC adaptor.
3. On time for the Alarm or chime can be adjusted . Turn the Time screw (Fig 2) to the required time. - minimum 5 seconds to + maximum 2 minutes.



4. The AlertCam RA can be fixed to a flat surface using the rear fixing point or left free standing.
5. To achieve the best reception performance avoid placing the AlertCam RA where metal objects would be in direct line of sight with AlertCam. The AlertCam antenna should also be facing upwards.

FUNCTION SELECTION

1. The sliding switch on the side of AlertCam allows the user to select one of three functions when activation is triggered by AlertCam
 - ALARM: A continuous siren
 - OFF: Silent
 - CHIME A "ding-dong" style chime
2. Volume is adjustable between 0 and 90db



CAUTION

1. Do not open the casing
2. Do not bend the antenna.
3. Adjust DIP switch by using an adequate tool to prevent the damage to the DIP switch.
4. Indoor use only
5. Replace exhausted batteries as soon as possible

SPECIFICATION

Power Source:
A. 4PCS "AA" 1.5V battery
B. AC Adaptor: Input :220-260V, Output: 6V/300mA (included)

Time Adjustment: 5sec - 2min (approx.)

Indoor use only

Function: Alarm / Off / Chime

Volume Adjustable: Max 90dB

Max open field range 60M

Transmission code protected.