



You can download our latest brochure and instruction manuals for each model here in pdf format

New Brochures for 2011-2012

ELICA BROCHURE 2011 - 2012 (Wall Mounted)	
ELICA BROCHURE 2011 - 2012 (Ceiling Hanging)	
ELICA BROCHURE 2011 - 2012 (Island & Built In)	
ELICA DUCTING BROCHURE	




























Steam Test Videos

EDGE	
OM	

Instruction Books

Elica Wall Mounted hoods

AQUA MK2	
ARTICA	
ARCH	
ARTICA EXTERNAL MOTOR	
BUBBLE	
CHROME WALL	
CIRCUS HP	
CRYSTAL	
CUBE 60 & 90	
CUBE 60 & 90 EXTERNAL MOTOR	
CUBE LIGHT	
ELECTRA	
ELEGANCE	
FARO	
GALAXY	
GLACIER 60, 70, 80, 90, 100, 110 & 120	
GLACIER 60, 70, 80, 90, 100, 110 & 120 EXTERNAL MOTOR	

GLIDE 60 & 90	
HALCYON AND MINI HALCYON	
HORIZONTE EDS3 90 & 120	
ICONIC HP	
IGLOO	
IO	
IO SE	
LEAF	
LEDGE	
LIGHT CUBE WALL	
LIGHT PYRAMID WALL	
MINI IO	
OPTICA	
QUARTZ HP	
SAMURAI	
SOLARIS EDS3	
SPACE	
SPOT 60, 90 & 120	
STENNA	
STONE	
STONE GALLERY	
TAMAYA 60, 70, 90 & 100	
TAMAYA HP	
TENDER EDS3	
TONDA 60 & 90	
TUSCAN 60 & 90	
VERDI	

Elica Downdraft

































ANDANTE



Elica Island, Ceiling Mounted & Corner Chimney hoods






ANTARTICA











ANTARTICA EXTERNAL MOTOR	
CHARM	
CIRCUS HP ISLAND	
CHROME	
COLOUR	
CUBICA	
FLOW	
FREE SPOT 100 & 120	
GLACIER ISLAND	
GLACIER ISLAND EXTERNAL MOTOR	
HYDRA CORNER	
ICEBERG	
ICEBERG SHORT	
JASMINE	
JEWEL	
JULIETTE	
KUADRA	
LEGEND	
LIGHT CUBE ISLAND	
LIGHT PYRAMID ISLAND	
LIGHT PYRAMID ISLAND PANEL	
MERIDIANA	
OBELISK	
OXYGENE	
PERSONAL CORNER	
QUAD	
QUARTZ HP ISLAND	
SIENNA	
SPLENDORE	
SOPHIE	
STAR MK2	
TUBE	

TANDEM	
VOGUE METAL & VOGUE BLACK LEATHER	
VENEZIA	
WHITE RIPPLE	


Canopies

COVE 100 & 110 (see BUILT IN SUPER TWIN)	
COVE 100 & 110 EXTERNAL MOTOR	
PRO ANGLO (see BUILT IN SUPER TWIN)	
PRO ANGLO EXTERNAL MOTOR	
PRO EUROPA 90,120 & 150	


Built In

ELIBLOC9-60 1M	
ELIBLOC9-60 2M, ELIBLOC9-80 2M & ELIBLOC9 GME	
ELIPLANE	
ELIBLOC HT	
ELIBLOC9 GME 60 & ELIBLOC9 GME 80 MOTOR UNIT	
ELIPER 60 & 80	
ELISLIM	
SKLOCK	

Integrated

INT NG STD	
INT NG LUX 2M	



Elica Air Purification and Lighting

CELESTIAL LIGHT	
-----------------	---


























External Motor

WIRING DIAGRAM - CHIMNEYS	
WIRING DIAGRAM - BUILT IN	



Freestanding

CONCORDE	
KREA	

Discontinued Elica Collection Models


ALUMINIUM 60 & 90 EXTERNAL MOTOR	
ALUMINOSE EXTERNAL MOTOR	
ANTARTICA AST	
ATLANTICA	
ATLANTICA EXTERNAL MOTOR	
ANTARTICA METEO	
ARTICA AST	
ARTICA METEO	
ATLANTIS EXTERNAL MOTOR	
BLACK STREAM	
CAPTA 90 & 120 AST	
CAPTA 90 & 120 METEO	
CAPTA 90 & 120 METEO with AST	
CELESTIAL	
CONCAVE	
EDGE	
EMPIRE	
FRAME	
FRAME EXTERNAL MOTOR	
FUTURA EXTERNAL MOTOR	
HALF FRAME 60 & 90	
HORIZONTAL SAIL	
SLOPE 90 EXTERNAL MOTOR	
SOLARIS 90 or 120	
WALL CARPET	

Discontinued Elica Chimney Hoods

ALA	
ALASKA	

ALUMINIUM 60 & 90	
AQUA 60 & 90	
ATLANTIS	
AURORA	
BRIDGE	
BRIGITTE	
BOGART	
CAMINO 60 & 90	
CANDLE	
CRESTA 60 & 90	
CRESTA 60 & 90 EXTERNAL MOTOR	
FEELING	
FLAG	
FOCUS	
FUTURA	
JEM 60 & 90	
KEY 60 & 90	
NADIR	
NORTH POLE ISLAND	
PLAZA	
POLAR	
POLAR EXTERNAL MOTOR	
RING	
ROCK	
ROSE	
SALT LAKE	
SLOPE 90	
STEEL	
SYNTHESYS	
TUSCAN ISLAND	
TYPHOON	
VISION	

Discontinued Elica Concept Models

BUILT IN 52	
BUILT IN SUPER 60	
BUILT IN 60 & 80 SUPER TWIN & REMOTE	
BUILT IN 60 DE LUXE	
BUILT IN 80 ULTRA	
BUILT IN EXTERNAL MOTOR	
CHIC	
CLASSIC	
CLASSIC EXTERNAL MOTOR	
COPPER OR BRASS	
FIJI	
SLIDE AWAY	
ZEPHYR	

Discontinued Integrated Models**Integrated**

INTEGRATED	
INTEGRATED NG	
INTEGRATED NG SP	
INTEGRATED NG SPT	
INTEGRATED SUPER	
INTEGRATED SUPER (Part 2)	
INTEGRATED ULTRA	
INTEGRATED ULTRA (Part 2)	



Download the FREE
Adobe PDF Reader