

## You can download our latest brochure and instruction manuals for each model here in pdf format



### New Brochures for 2010-2011

ELICA BROCHURE 2010 - 2011 (pages 1-62)	
ELICA BROCHURE 2010 - 2011 (pages 63-120)	
NEW PRODUCTS SUPPLIMENT JULY 2010	
NEW PRODUCTS SUPPLIMENT JAN 2010	

### Previous Brochures





ELICA COLLECTION BROCHURE 2009	
ELICA BROCHURE 2009	
ELICA DUCTING BROCHURE	
ELICA COLLECTION BROCHURE (2008)	
ELICA BROCHURE (2008)	
ELICA COLLECTION BROCHURE (2005/2006)	
ELICA COLLECTION TECHNICAL BROCHURE (2005/2006)	
ELICA CONCEPT (2006)	
ELICA COLLECTION BROCHURE (2006/2007)	
ELICA BROCHURE (2007)	

### Steam Test Videos

OM	
EDGE	





















### Instruction Books




























#### Elica Collection

CUBE LIGHT	
GRACE	
LEGEND	
ISOLABELLA	
MENHIR	
MINI OM	

OM	
OM SE	
OXYGENE	
PLATINUM	
SOLARIS 90 or 120	
SPACE	
STAR MK2	
TWIN	
VOGUE METAL & VOGUE BLACK LEATHER	
WAVE	

### Elica Chimney hoods

ALBA CUBO ISLAND	
ALBA CUBO WALL	
ALBA PIRAMIDE ISLAND	
ALBA PIRAMIDE WALL	
ALBA PIRAMIDE ISLAND PANEL	
ALBA PIRAMIDE WALL PANEL	
AQUA 60 & 90	
AQUA MK2	
ARTICA	
ARCH	
ARTICA AST	
ARTICA EXTERNAL MOTOR	
ATLANTIS	
BOGART	
CANDLE	
CIRCUS HP	
CRYSTAL	
CUBE 60 & 90	
CUBE 60 & 90 EXTERNAL MOTOR	
ELECTRA	

FARO	
FOCUS	
FUTURA	
GALAXY	
GLACIER 60, 70, 80, 90, 100, 110 & 120	
GLACIER 60, 70, 80, 90, 100, 110 & 120 EXTERNAL MOTOR	
GLIDE 60 & 90	
Horizonte EDS3 90 & 120	
IGLOO	
KEY 60 & 90	
LEDGE	
OPTICA	
PLAZA	
QUARTZ HP	
ROCK	
SAMURAI	
SPOT 60, 90 & 120	
STEEL	
STENNA	
STONE	
TAMAYA 60, 70, 90 & 100	
TENDER EDS3	
TONDA 60 & 90	
TONDA EDS3	
TUSCAN 60 & 90	
VERDI	
VISION	

#### Elica Downdraft

















ADAGIO







#### Elica Island, Ceiling Mounted & Corner Chimney hoods

ANTARTICA








ANTARTICA AST	
ANTARTICA EXTERNAL MOTOR	
ATLANTICA	
BLACK STREAM	
BRIGITTE	
CUBICA	
FREE SPOT 100 & 120	
GLACIER ISLAND	
GLACIER ISLAND EXTERNAL MOTOR	
HYDRA CORNER	
ICEBERG	
ICEBERG SHORT	
JASMINE	
JULIETTE	
NAKED	
PERSONAL CORNER	
QUAD	
RING	
ROSE	
SOPHIE	
TUSCAN ISLAND	
WHITE STREAM	

### Canopies



COVE 100 & 110 (see BUILT IN SUPER TWIN)	
COVE 100 & 110 EXTERNAL MOTOR	
PRO ANGLO (see BUILT IN SUPER TWIN)	
PRO ANGLO EXTERNAL MOTOR	
PRO EUROPA 90,120 & 150	

### Built In

ELIBLOC9-60 1M	
ELIBLOC9-60 2M, ELIBLOC9-80 2M & ELIBLOC9 GME	

ELIPLANE	
ELIBLOC HT	
ELIBLOC9 GME 60 & ELIBLOC9 GME 80 MOTOR UNIT	
ELIPER 60 & 80	
ELISLIM	




### Integrated

INT NG STD	
INT NG LUX 2M	

### External Motor








WIRING DIAGRAM - CHIMNEYS	
WIRING DIAGRAM - BUILT IN	

### Freestanding











CHIC	
CONCORDE	
KREA	

### Discontinued Elica Collection Models




ALUMINIUM 60 & 90 EXTERNAL MOTOR	
ALUMINOSE EXTERNAL MOTOR	
ATLANTICA EXTERNAL MOTOR	
ANTARTICA METEO	
ARTICA METEO	
ATLANTIS EXTERNAL MOTOR	
CAPTA 90 & 120 AST	
CAPTA 90 & 120 METEO	
CAPTA 90 & 120 METEO with AST	
CONCAVE	
EDGE	
EMPIRE	
FRAME	

FRAME EXTERNAL MOTOR	
FUTURA EXTERNAL MOTOR	
HALF FRAME 60 & 90	
HORIZONTAL SAIL	
SLOPE 90 EXTERNAL MOTOR	
STAR	
WALL CARPET	

#### Discontinued Elica Chimney Hoods

ALA	
ALASKA	
ALUMINIUM 60 & 90	
AURORA	
BRIDGE	
CAMINO 60 & 90	
CRESTA 60 & 90	
CRESTA 60 & 90 EXTERNAL MOTOR	
FEELING	
FLAG	
JEM 60 & 90	
NADIR	
NORTH POLE ISLAND	
POLAR	
POLAR EXTERNAL MOTOR	
SALT LAKE	
SLOPE 90	
SYNTHESYS	
TYPHOON	

#### Discontinued Elica Concept Models

BUILT IN 52	
BUILT IN SUPER 60	
BUILT IN 60 & 80 SUPER TWIN & REMOTE	

BUILT IN 60 DE LUXE	
BUILT IN 80 ULTRA	
BUILT IN EXTERNAL MOTOR	
CLASSIC	
CLASSIC EXTERNAL MOTOR	
COPPER OR BRASS	
FIJI	
SLIDE AWAY	
ZEPHYR	

### Discontinued Integrated Models

#### Integrated

INTEGRATED	
INTEGRATED NG	
INTEGRATED NG SP	
INTEGRATED NG SPT	
INTEGRATED SUPER	
INTEGRATED SUPER (Part 2)	
INTEGRATED ULTRA	
INTEGRATED ULTRA (Part 2)	