

JC94015

90 Minute

Fire Rated GU10 240V Low Energy Downlight

IP20 **9W Max GU10**

Important Information

It is recommended that luminaires are installed and fitted by a qualified electrician ensuring the installation complies to current IEE wiring regulations & local building control. This product is designed for connection to a 230V / 240V Mains supply.

* It is recommended that all supply cables connected to this luminaire are heat resistant. HR Rubber or Silicone Flex.

Always switch off mains supply before servicing, fitting or replacing lamps.
Always check the lamp is correct for the application, including its voltage and wattage.
Special attention should be paid for any installations with low ceiling voids.
Never exceed the maximum Wattage.
Ensure the lamp is correctly located in the lampholder.

Installation Instructions

JCC recommends that a sample hole is cut in some scrap material to familiarise yourself with the installation. Once you are completely satisfied:
Locate the area's suitable to install these luminaires.
Cut a 62mm round hole in ceiling and ensure sufficient ceiling void without infringing on joist, water pipes or electrical cables.

JCC Lighting Aftersales:
Technical Support Helpline : 01243 838986
Customer Service Department : 01243 829040

Part "B"

BS476
Part 21

90 Minute

Protection

Part "E"
(Acoustics)

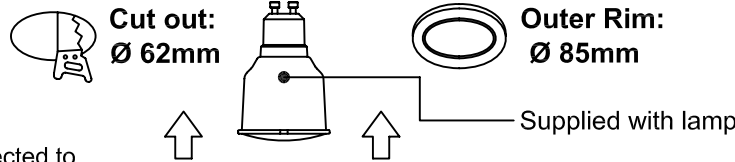
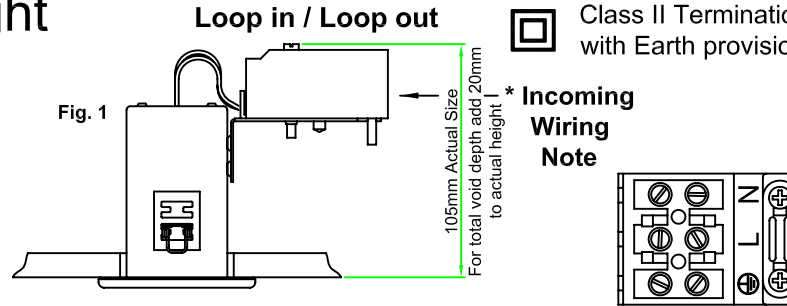
Part "C"
Compliant
Stops moisture & air flow through the luminaire
Part "L"
Energy Efficiency

Fire Rated Luminaire **FIREGUARD**

Luminaire suitable for all timber joist ceiling variants up to 90 minutes. Part "E" Compliant (Acoustics) 90 Minute fire rating
Approved to:- **BS476 Part 21**

Class II Termination with Earth provision

Building Regulations Document B determines the ceiling type that is required depending on the type of building under construction. The ceiling types are designed to provide protection to the floor above in the case of fire for a duration as specified by the document. Using JCC's "FIREGUARD" downlights ensures that this specification is maintained even when downlights are installed in the ceiling.



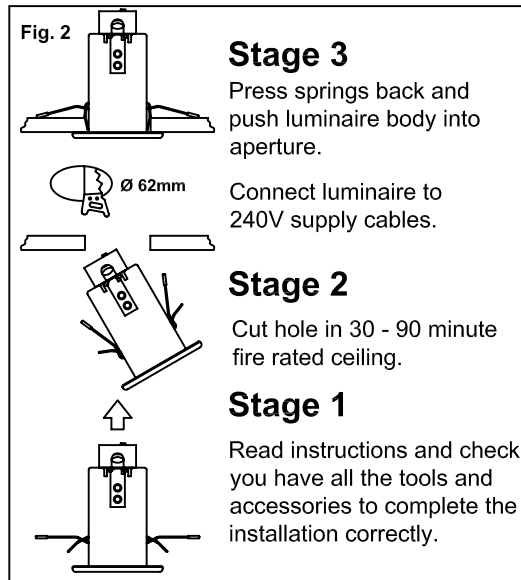
Installation Instructions (continued) :

Connect this product to a mains 240V supply. Fit this product as illustrated opposite (Fig 2) This appliance will be considered Class II with Loop in / Loop out connector and Earth provision. Wherever possible ensure there is adequate free air ventilation around the luminaire.

Cold Loft Spaces

To prevent accidental damage to the luminaire and to ensure good air flow around the fitting, JCC recommends the use of a 'Loft Brace'
Codes:-
JC94020 400mm & JC94021 600mm Joist widths.

Please Note!



BS EN ISO9001 - 2000
Registered Firm
Certificate No. GB 1552

Q : M
S :

Product Information

JCC Lighting Products recommends only branded lamps. For example: Megaman ®

Lamp replacement :

Lamp Cap : GU10
Max Wattage : 9W
Supplied with lamp

Cool Fit Lamp