

# JC180017

## ToughLED™ Pro

ToughLED™ Pro 1200mm 4ft Twin 38W IP66 4000K FR

### Features & Benefits

- High efficiency up to 145 LpcW, IP66, IK10
- 90° Lock-in-place side clip design, keeps clips clear during installation
- Detachable 4 pin terminal block with multiple positions adjacent to all cable entry points
- Inbuilt loop-in/loop-out cable restraints to ensure that cables do not clash when closing the fixture
- Plug & play emergency & microwave sensor modules with optional remote control
- Ultra-wide surface mount bracket rail to enable flexibility to locate joists
- Wide body for retrofitting BESA conduit box mounting, with rear, side and end conduit entry points
- Unique rear IP66 gasket, sealing cable entry from within the fixture for surface mounting applications
- 4ft, 5ft, 6ft single and twin light outputs in both opal and prismatic diffuser options
- Microwave step dimmable, DALI and 1-10V dimmable options available
- 5-year extended warranty on fixture and batteries, which uses LifePO4 batteries for improved performance and life



### General Information

Mounting	<b>Surface or Suspended</b>
Trade Name	<b>ToughLED™ Pro</b>
Environment	<b>Suitable for exterior and interior applications</b>
Suitable For Zones	<b>Zone 1</b>
Product Group	<b>LED - Surface</b>
Color Finish	<b>Grey</b>
Product Shape	<b>Rectangular</b>
Product Range	<b>ToughLED™ Pro</b>
IK Rating	<b>IK10</b>
Overall Dimensions	<b>1270 x 96 x 81.3</b>
Length (mm)	<b>1270</b>
Width (mm)	<b>96</b>
Height (mm)	<b>81.3</b>
Product Weight(kg)	<b>1.46</b>

Light Source	<b>LED</b>
Recommended Product Location	<b>Wall or Ceiling Mount or suspended, suitable for a wide variety of applications. Including Warehouses/storage facilities. Car parks and manufacturing.</b>
Method Of Fix	<b>Mounting Brackets, Suspension chains or conduit mounting</b>
Distance From Lighted Object	<b>0.3m</b>
IP Rating	<b>IP66</b>
Origin of manufacturer	<b>Made in China</b>
Warranty	<b>2 years standard warranty extends to 5 years when registered within the first year of purchase (See Website for terms and conditions)</b>
Driver Manufacturer	<b>JCC</b>
LED Manufacturer/Type	<b>BMTC/2835</b>

## Electrical

Voltage Rating	<b>220-240</b>
Primary Running Current(Amp)	<b>0.3</b>
Inrush current(Amps)	<b>7</b>
Operating Frequency Hz	<b>50/60Hz</b>
Secondary running current(mA)	<b>650</b>
Constant Current or Constant Voltage	<b>CC</b>
Luminaire Circuit Wattage	<b>38</b>
Class	<b>I</b>
Output Voltage Max/Range (VDC)	<b>66VDC max</b>
Total Harmonic Distortion (THD)%	<b>&lt;20</b>
EMC Compliant (EN55015)	<b>Yes</b>
Power Factor Correction	<b>0.9</b>
Input Electrical Connections	<b>Live, Earth, Neutral</b>
Dimmable	<b>No</b>

## Thermals

Thermal Cut Out	<b>Yes</b>
Operating Temperature Range °C	<b>-20 to +50</b>

## Performance Data

LED Life (Hours)	<b>54000</b>
------------------	--------------

Hours life stated is an indication of expected L70 chip and light output calculations when operating in optimum conditions. Product warranty period supports the full product during the term given. The L70 hours expectancy is not correlated with the full product warranty term, nor is it a representation of lumen depreciation during the warranty period.

Energy Rating	<b>This product contains a light source of energy efficiency class C</b>
Actual Lumen Output	<b>5400</b>
Lumens Per Circuit Watt	<b>142</b>
Standard Deviation Colour Matching - SDCM	<b>&lt;5</b>
Color Rendering Index	<b>80-89</b>

CRI: Ra	<b>80</b>
Correlated Color Temperature	<b>4000K</b>
Beam Angle °	<b>120</b>
LOR (Light Output Ratio) %	<b>100</b>
Photometry Available	<b>Yes: available on request.</b>

## Construction

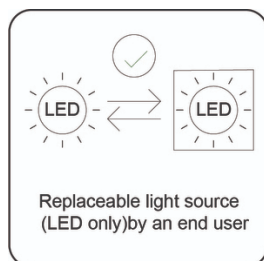
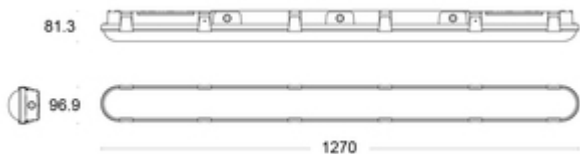
Primary Material	<b>Polycarbonate</b>
Outer Diffuser	<b>Polycarbonate</b>
Driver Housing	<b>Polycarbonate</b>


## Packaging

Product carton overall dimensions(cm)	<b>127.5 x 10 x 8.5</b>
Product Packaged Weight(kg)	<b>1.67</b>
Quantity Per Outer Carton	<b>9</b>
Outer carton(L)- cm	<b>129</b>
Outer carton(W)- cm	<b>31.5</b>
Outer carton(H)- cm	<b>27</b>
Outer carton Net weight- kg	<b>14.99</b>
Outer carton Gross weight- kg	<b>15.79</b>
Product Bar Code EAN-13 Number	<b>5052544110245</b>
Outer carton Bar Code ITF-14 Number	<b>15052544110242</b>

## Standards & Approvals

Manufactured In Accordance To	<b>BS EN 60598:2015, 2-1</b>
CE Marked	<b>Yes</b>
UKCA Marked	<b>Yes</b>
Date code/Purchase order No.	<b>Yes</b>
WEEE Symbol	<b>Yes</b>
Certificate Of Conformity	<b>Available on request</b>
Accredited Members	<b>LIA, ISO9001-2015, ISO14001-2035</b>







---

JCC Lighting LTD, Lux Park, Chichester Business Park, City Fields Way, Tangmere, Chichester, West Sussex, PO20 2FT.  
Sales: 01243 838999 (8am to 5pm Monday to Friday) Fax: 01243 838998 | [sales@jcc.co.uk](mailto:sales@jcc.co.uk) | [www.jcc.co.uk](http://www.jcc.co.uk)  
Company Registration Number: 03044848 | VAT Number: 918544112

This document is uncontrolled if printed, all information is subject to change

Version 225 [17/04/2023]