

# JC59001SS

## Wilmslow Hanging Lantern

### Construction and Assembly Details



**IP54** Pendant Only **IP44** Ceiling Rose

The pendant fitting is rated IP54 suitable for outdoor installations, the ceiling mounting is IP44 and should be fixed in an appropriate sheltered location.

#### Installation Details:

Turn off any power supply before starting any installation. Locate a suitable position for the luminaire.

Prepare the mains wiring, leaving enough spare to make connections inside the luminaire.

Using the mounting base as a template, mark the hole positions for any fixings used to secure the luminaire. Drill holes and insert wall plugs. Screw the mounting base to the ceiling using any fixings supplied.

Make any height adjustments before terminating wiring.

Adjust suspension wire to the required height, see details opposite.

Re-dress luminaires wiring leaving enough spare for any potential movement. Do not overtighten cable restraints.

Terminate the mains wiring to the luminaires wiring into the connection block as detailed opposite.

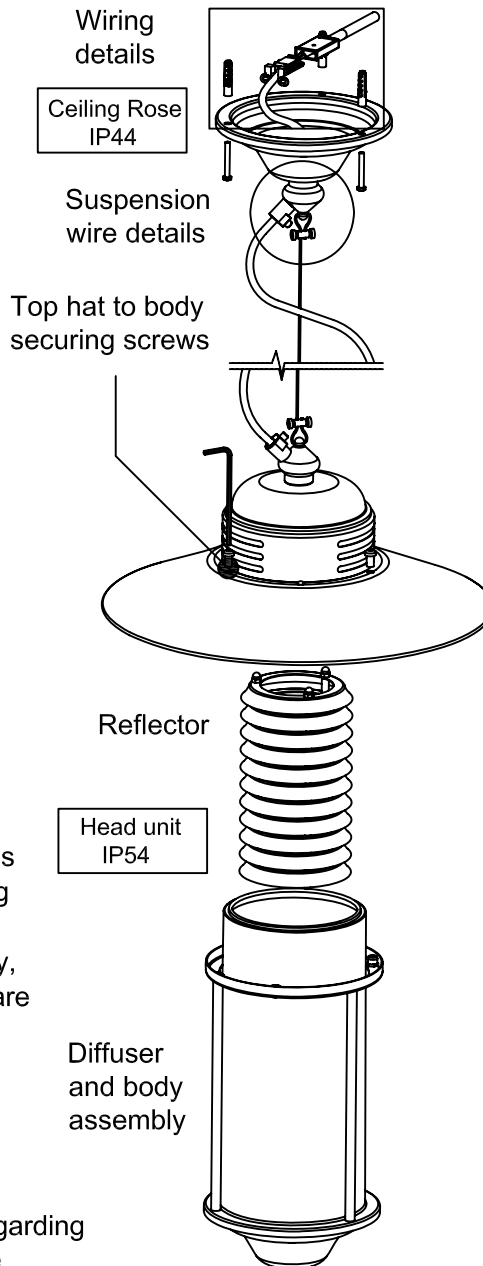
Note: Never allow the luminaires weight to be supported by the wiring at any time.

Place the connection block into the ceiling rose, tidy any excess wiring, ensuring that no wires can be trapped or pinched during the assembly of the luminaire. Secure the ceiling rose.

Remove the body, and install a suitable lamp. Replace the body, ensuring seals are intact and in place. Check any drain holes are clear of debris. Turn on power supply and test luminaire.

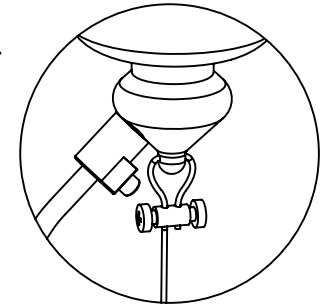
Finally, on completion of the installation, please hand this instruction sheet to your customer as it has useful information on the reverse regarding maintenance and cleaning.

Please retain these instructions for future reference, details regarding the maintenance and cleaning of this product is on the reverse.




Construction : Stainless Steel  
Grade : AISI 316L  
Diffuser : Polycarbonate  
Finish : Brushed Effect

Suspension wire and cable restraint. Do not allow the weight of the luminaire to be supported by the mains wiring. Always allow enough spare mains wiring to compensate for any movement.




**Sheltered application**

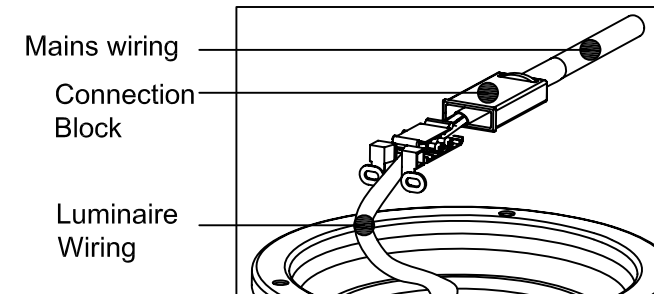


**Recommended**

**Exposed Areas**



**Not recommended**



Class II Wiring. Double Insulated - No Earth Required

Luminaire		Mains Supply	
Brown (L)		Brown / Red	Live
Blue (N)		Blue / Black	Neutral

Lamp Details : E27 GLS 100W Max

JCC Lighting recommends branded lamps: Sylvania, Philips, Osram, GE and BLV.

