



Wilmslow Bollards GLS E27 Lamp Version Only

Wilmslow Bollards



Outdoor Luminaires



JC59007, JC59008, JC59009, JC59013, and JC59014.

Finish variations: Stainless Steel and Stainless Steel / Wood
Height variations: Short 500mm, Medium 750mm and Tall 1150mm.

240V IP54

Read these instructions before commencing installation.
Retain them for future reference.

Important Information.

It is recommended that luminaires are installed and fitted by a qualified electrician ensuring the installation complies to the current IEE wiring regulations BS7671 1992.

This product is designed for connection to a 240V 50Hz supply.
Fit this product as per illustration shown in Fig 1 opposite.
Do not fit this luminaire onto new concrete or in areas that may be subject to flooding.

Keep Stainless Steel products away from dissimilar metals such as iron work. Beware of the electrolytic effect.
(See or ask for General Maintenance Sheet for Stainless Steel Products. Drg No JCC01318).

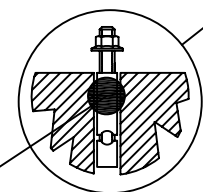

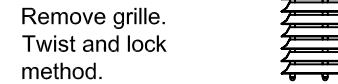
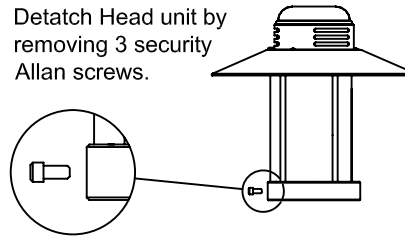
Installation Details.

Ensure mains voltage is turned off.
Prepare wiring. Disassemble luminaire. See drawing opposite.
Drill mounting holes using base plate as a template.
Secure base plate using expanding rawbolts or similar product.
Wire luminaire. See wiring details opposite.
Secure lampholder assembly to luminaire body, install lamp, install grille and finally secure head using security Allan bolts/screws.
Please ensure during the assembly process that all seals are intact.
Turn on power supply and test luminaire.

Important User Advice.

Always switch off mains supply before servicing, fitting or replacing lamps.
Always check the lamp is correct for the application, including its voltage and wattage.
Never exceed the recommended Wattage.
Ensure the lamp is correctly located in the lampholder.

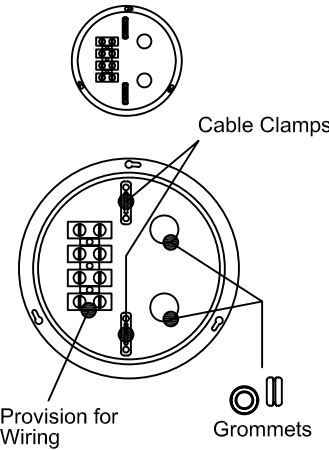

Fig 1
Assembly / Disassembly



If in doubt ask? Technical Help Line:-
01243 829040 Ext. 228 / 229

Stainless Steel Grade:
AISI 316L

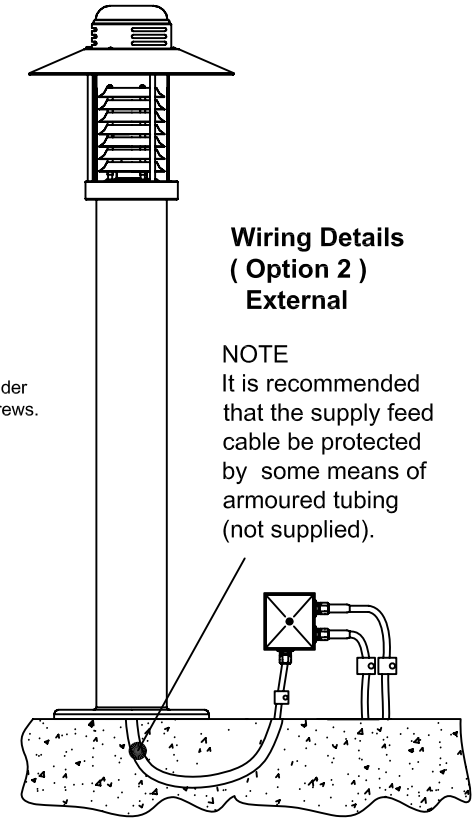
Lampholder assembly (GLS Version Shown)



Wiring Details (Option 1) Internal at lampholder.

Red or Brown / Live		Brown / Live
Blue or Black / Neutral		Blue / Neutral
Red or Brown / Live		Brown / Live
Blue or Black / Neutral		Blue / Neutral

Wiring Details (Option 2) External



JCC Lighting Products recommends only branded lamps.
Sylvania, Philips, Osram, GE and BLV.

Lamp Replacement

240V
100W Max
Cap E27
GLS Lamp