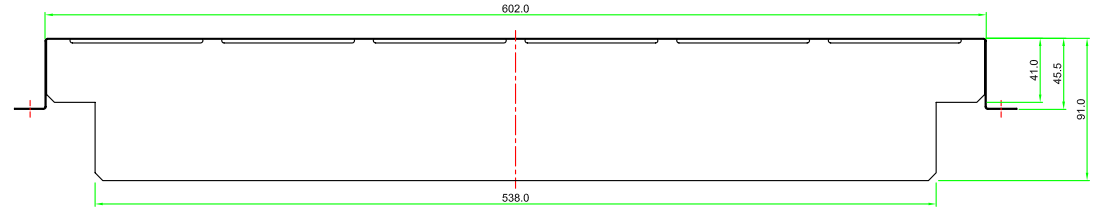
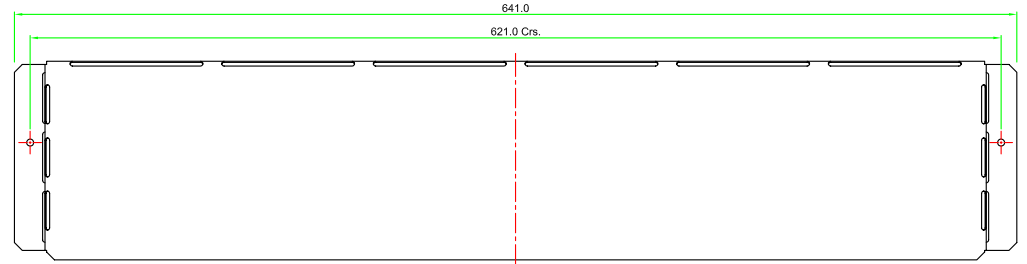
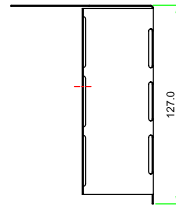


Flat Blank







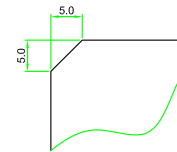
Folded Component

Note:-
Component to be supplied in Flat Blank form and then folded by hand.

2 components required per fitting.

Material:- 0.7mm Thk. Bright Galv.

- Slot A  Typical 6 positions (Ø3 x 25)
- Slot B  Typical 6 positions (Ø3 x 32.5)
- Slot C  Typical 4 positions (Ø3 x 85)
- Slot D  Typical 2 positions (Ø3 x 88)



Detail C
Showing Chamfer Detail
Typical 10 positions
Drawn at scale 4:1

All rights Reserved.
This drawing is the copyright of JCC Lighting Products Ltd and should not be copied, loaned or communicated to any third party without their written consent. Copyright ©

Iss A 06.12.05 GDS
Iss B 14.12.05 GDS (Chamfers added & Slot sizes altered)
Iss C 21.12.05 GDS (Slot D added)



BS EN ISO9001 - 2000
Registered Firm
Certificate No. GB 1552



Q : M
S :

Product Information

Title: FireGuard Loft Brace for 600mm Joist centres
Scale: 1:1
Drawn: G D Swaffield
Date: 06.12.05

Drg No. JCC02795