Installation Instruction

Product Code: JCEM110018WH
JCEM110018BLK
Product Description: EscapeLUX EM Metal exit box 1W 6K IP20
WH & BLK Self Test with legends

Specification

Input Voltage:	AC220-240V 50/60Hz
Input Power:	Max 4W
Emergency Power:	0.9W
Emergency Lumen:	20lm
Viewing Distance:	34M
EM Duration:	3 hours
Ambient Temp:	0-45°C
Emergency Mode:	Maintained and non-maintained
Function:	Self test / Manual test switchable
Battery:	LiFePO4 3.2V 1500mAh
Warranty:	5 years

Routine Testing

Testing should be carried out in accordance with the recommendations of BS5266 & EN50172.

1. Do not switch off unswitched mains supply after installation. If interruption is unavoidable, the batteries must be disconnected or damage to the batteries may occur. Leave the luminaire on continuous charge for 24 hours.

2. Batteries should be replaced when the luminaire no longer meets the 3 hours duration performance.

3. Testing is performed by interrupting the unswitched supply for the test duration manually or self-test function complying with IEC62034. During testing the luminaire should remain illuminated in emergency mode.

4. Ensure that the 'charge indicator' is 'ON' during 'Charging Mode'. If the charge indicator (LED) is Unlit/red, this signifies a fault.

5. Replace faulty light source and batteries immediately.

Dimension

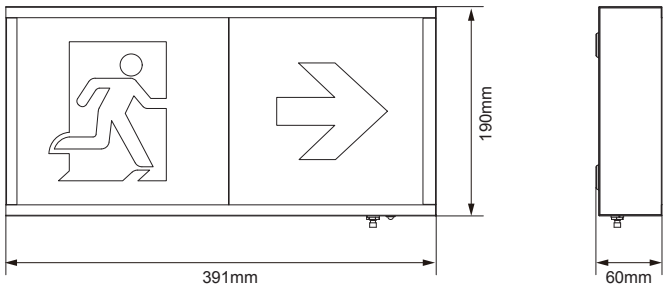

Installation Instruction

JCC a LEVITON company

1

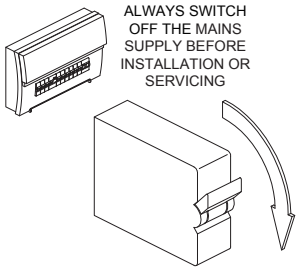

2

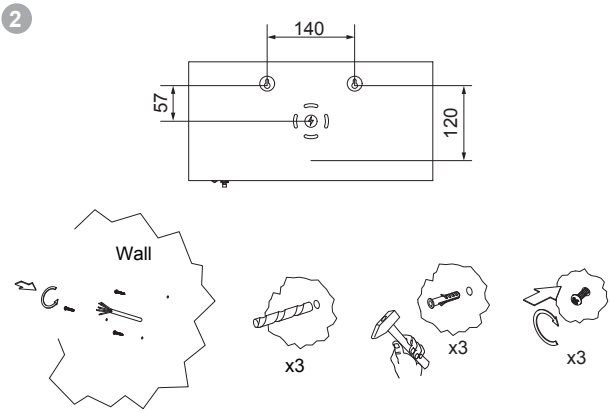

3

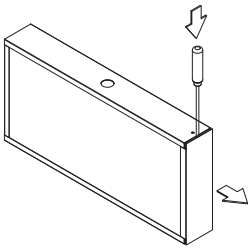

4

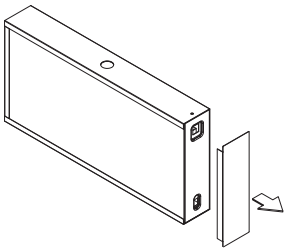

5

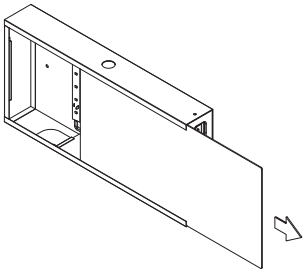

6

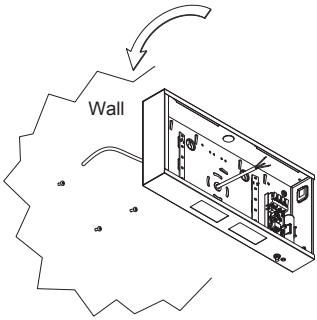

Fit grommet



Feed mains cable through grommet

Hang up the frame

Installation Instruction

JCC a LEVITON company

7

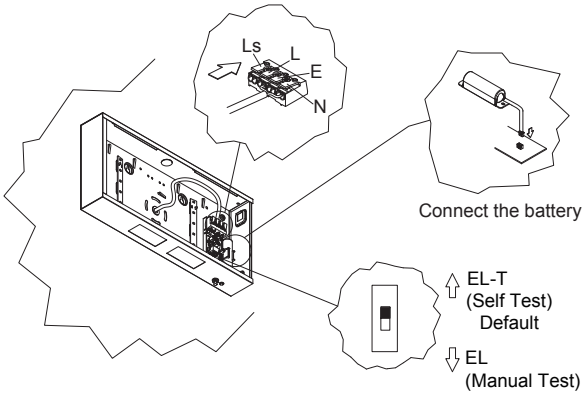

EMERGENCY TERMINATIONS MAINTAINED

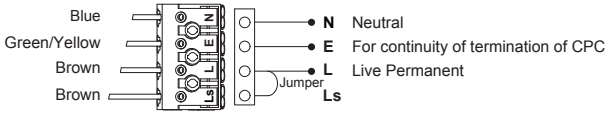

EMERGENCY TERMINATIONS NON-MAINTAINED

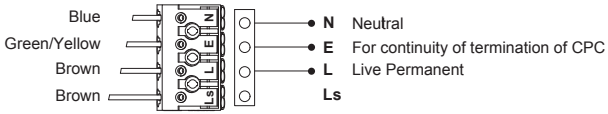

8

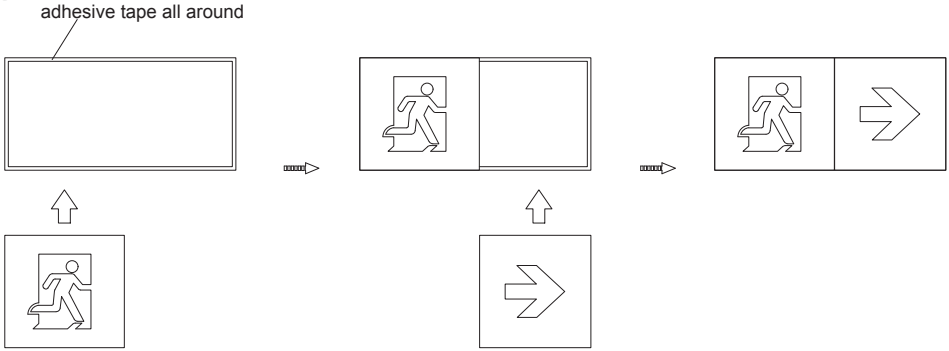

Installation Instruction

9

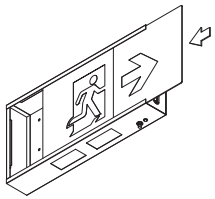

10

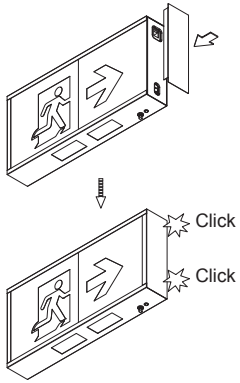

11

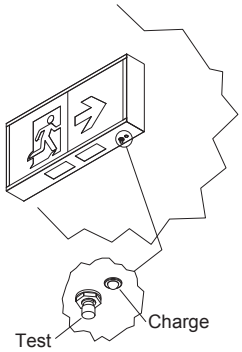

12

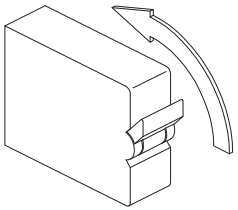

Battery replacement

LiFePO$_4$-18650-1500mAh-3.2V

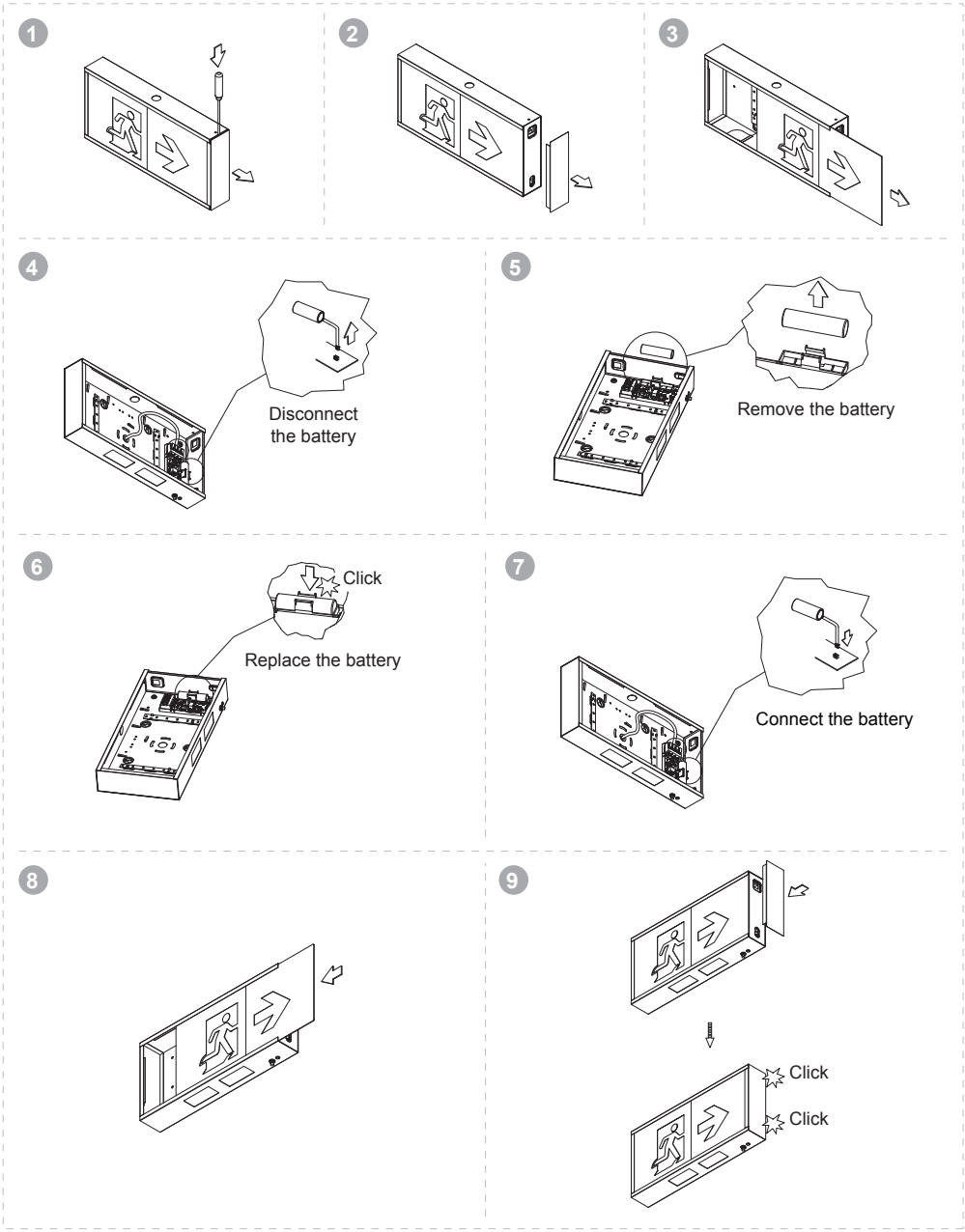

Specifications for Self Test

Function Test
The function test is carried out every week for 5 seconds. It will check the connection of battery, battery discharging and the connection of LED module.

Duration Test
An initial duration test is automatically carried out at first power on, but after 24 hours charging. After that, the duration test is carried out for 3 hours every half year, on one day within the 175th day to the 195th day. It will also check the connection of battery and LED module.

A bi-colour indicator will indicate the normal and abnormal status. Green is for conditions are normal and red for failures.

Descriptions as following.

LED Colour	Status		On Time (Seconds)	Off Time (Seconds)	Description
Green		Permanent on	/	/	Normal status when mains connected
		Slow flash	1s	1s	Duration test running
		Fast flash	0.2s	0.2s	Function test running
		Normal flash three times only	0.5s	0.5s	Time reset
Red		Permanent on	/	/	Battery failure
		Slow flash	1s	1s	Lamp failure
		Fast flash	0.2s	0.2s	Duration failure - battery capacity is not sufficient.
Light Off		Off	/	/	Emergency mode

A test switch is applied for different functions activated manually.

Duration	Function
Press for <2s	Simulate emergency mode
Press for 3-5s	Start duration test manually. The test can be aborted by pressing off (1-2s).
Press for 5-8s	Start Function test manually for 60s. The test can be aborted by pressing off (1-2s).
Press for >10s	Time Reset

Note:
1. When the mains is on, the green indicator will be permanent on. It will check the connection of battery and the connection of LED module. When the mains is off, no test will perform.
2. When there is a lamp failure at non-maintained mode, the indicator remains green but will turn red and be slow flashing after the failure is detected in a weekly function test.
3. The luminaries on which we want to perform the duration tests must be connected to the mains supply for at least 24 uninterrupted hours.
4. When the fault is corrected, the indicator will only be reset to its normal status after mains reconnected or test switch pressed.
5. An accuracy of the timing of the test interval is ensured that it has an accuracy of ±75 s per week. The timing function will be retained through periods of mains supply failure or interruption for up to 7 days.
6. The battery charge shall not start if the cell temperature is below 0°C or above 65°C.