

Read these instructions before commencing installation & retain them for future reference.

**IP44**  **CE** **240V 46W Max.**

**Important Information**

It is recommended that these lanterns are installed by a qualified electrician ensuring the installation complies to current IEE wiring regulations & local building control.

These products are designed for connection to a 240V 50Hz supply. Any broken or damaged parts should be replaced as soon as possible. KSR will not accept responsibility for any claims arising from a poor installation.

**Important User Advice**

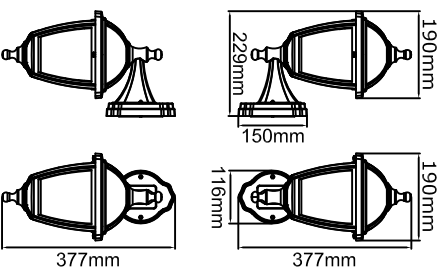
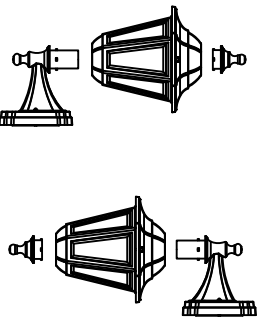
Always switch off mains supply before servicing, fitting or replacing lamps. KSR recommends a maintenance schedule of washing down with soapy water (no abrasive cleaners) and greasing all nut/bolts every 3 months.

Choose the configuration of fitting (PIR version Up only) and assemble with a twist and lock action (clockwise - unlock/anticlockwise - lock). See Fig. 1

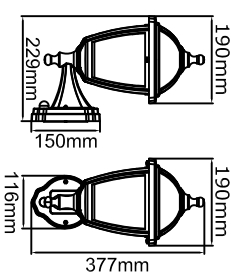
**Installation Procedure**

- Familiarize yourself with the installation
- a) Remove the 2 nuts on the base plate and fix the plastic plate to wall using suitable fixings ensuring the up arrow is pointing up.
- c) Connect supply leads with terminal block: Brown (L), Blue (N).
- c) Insert the terminal block on to the plastic back plate.
- d) Attach lantern to plastic plate using the retained nuts greasing the bolt threads.
- e) Fit suitable lamp not exceeding wattage specified on the lanterns label.
- f) Switch on supply and test.

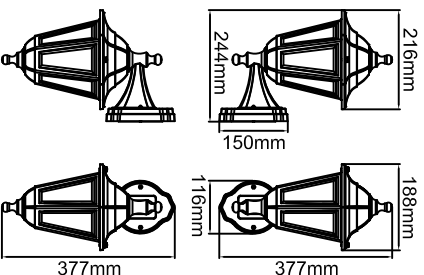
Fig.1



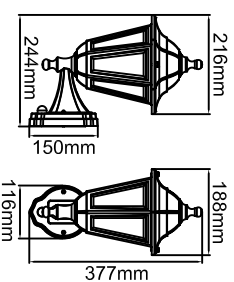
**KSR1510**



**KSR1511**



**KSR1514**




**KSR1515**

**PIR Details (KSR1511 / KSR1515 only)**  
 Detection Range: 1-8m@2m mounting height  
 Detection Angle: 120°  
 Detection Speed: 0.6-1.5 m/sec  
 Time Setting: 90sec from last trigger non-adjustable  
 Lux Setting: On <30 lux - Off >80 lux non-adjustable  
 Manual Override: Switch power twice within 2sec  
 Parasitic Power: <0.5W

**Lamp Details**

Lamp Cap: E27 GLS  
 Wattage: 46W (max)



KSR Lighting recommend only branded lamps  
 For example: Sylvania, GE, Philips or Osram

KSR Lighting After-sales: 023 92 674343  
 E-mail: [aftersales@ksrlighting.com](mailto:aftersales@ksrlighting.com)

