



Available finishes:- Black, White or Stainless Steel

Read these instructions before commencing installation. Please give these instructions to the owner/occupier after installation to retain for future reference/maintenance.

IP65 0.3m 24VDC 3W

This fitting is Class III and is designed to be supplied from a separated/safety extra-low voltage (SELV) power source. The voltage from a SELV supply is low enough that under normal conditions a person can safely come into contact with it without risk of electrical shock

Important Information

It is recommended that these luminaires are installed and fitted by a qualified electrician ensuring the installation complies with current IEE wiring regulations & local building control. These products are designed for connection to a 24VDC supply. Any faulty, broken or damaged luminaires should be replaced immediately. KSR will not accept responsibility for any claims arising from a poor installation. Please Note: The limited warranty shall be deemed null and void in the following circumstances: Failure by the installer, end user or any third party to exercise caution to protect any covered product or part from outside damage, humidity conditions, fluctuations in the electrical system or physical abuse as well as failure related to workmanship in the installation of the products or parts.

Important User Advice

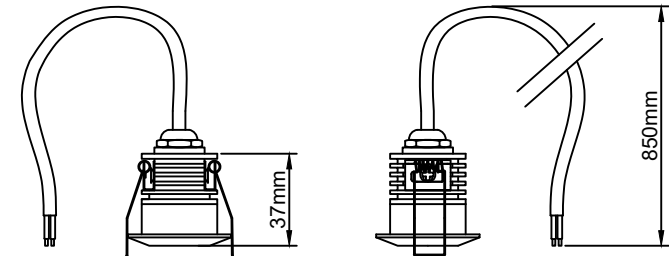
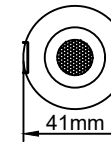
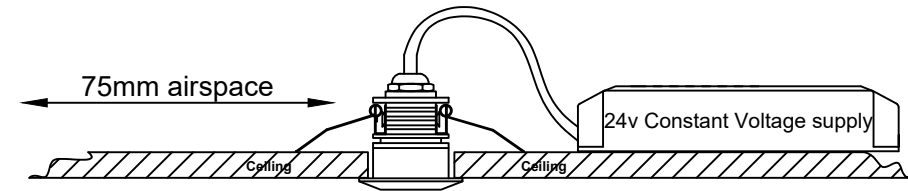
Always safely isolate the mains supply before installing, servicing or maintenance. Please ensure that a suitable maintenance schedule is performed including greasing all moving parts and protection from exposure to natural elements in the form of a non-abrasive cleaner/water repellent protection to ensure the product gives you a long lasting trouble free life.

Installation Procedure

These products as standard are non-dimmable.

1. Safely isolate the mains supply.
2. Locate the areas suitable to install these luminaires.
3. Cut a 35mm hole in the ceiling and ensure sufficient ceiling void without infringing on joists, water pipes or electrical cables. Due to different substrates KSR recommend you test in a scrap piece of material to ensure you are happy with the cut-out size.
4. Connect the wires to from the luminaire Red (+) and Black (-) to the DC output on the chosen LED power supply using a suitable connector for the installation (Not Supplied).
5. Connect the mains supply to the AC side of the chosen 24V constant voltage power supply, using the instructions supplied with the driver (Driver not supplied).
6. When carrying out the connection procedure always ensure all terminations are fully tightened and no loose strands of wire are present.
7. Press Springs back and push luminaire into aperture
8. Never exceed the wattage stated on the driver, driver/maximum heads recommendations below. Please note these do not include voltage drop calculations, it is down to the installer to calculate the cable diameters required for the installation cable lengths to avoid voltage drop.
9. Turn on mains supply and test.

Product Code	Description	Max No. of lights	Dimensions (L x W x H)	Class
KSRDL287	20W 24V Constant Voltage Driver	5	141mm x 31mm x 22mm	II
KSRDL288	60W 24V Constant Voltage Driver	15	165mm x 42mm x 32mm	II
KSRDL292	25W 24V Dimmable Constant Voltage Driver	>8	127mm x 51.5mm x 30mm	II
KSRDL293	50W 24V Dimmable Constant Voltage Driver	8-15	183mm x 60mm x 32mm	II



Please Note These fittings must be wired In Parallel

Product Code	Description	ØRim Size	ØCut out	Void Depth Required	Beam Angle	CCT	Lumen output
KSRDL460	Mini LED 3W 3000K Fixed Downlight White	41mm	35mm	65mm	58°	3000K	120lm
KSRDL461	Mini LED 3W 4000K Fixed Downlight White	41mm	35mm	65mm	58°	4000K	154lm
KSRDL462	Mini LED 3W 3000K Fixed Downlight Black	41mm	35mm	65mm	58°	3000K	97lm
KSRDL463	Mini LED 3W 4000K Fixed Downlight Black	41mm	35mm	65mm	58°	4000K	112lm
KSRDL464	Mini LED 3W 3000K Fixed Downlight S/Steel	41mm	35mm	65mm	58°	3000K	131lm
KSRDL465	Mini LED 3W 4000K Fixed Downlight S/Steel	41mm	35mm	65mm	58°	4000K	146lm

The light source of this luminaire is not replaceable; when the light source reaches its end of life the light source shall be replaced.



This product contains a light source of energy efficiency class G

KSR Lighting Aftersales: 023 92 674343
E-mail: aftersales@ksrlighting.com