

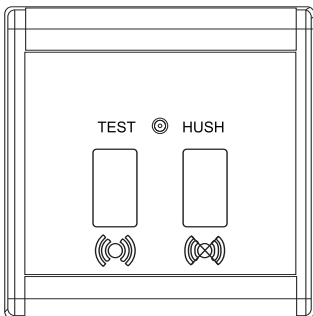


Wireless Base Remote Test and Hush

KN-RTH-RF Wireless Remote

For use with RF-SFTP 230V Mains Operated Wireless Base

Thank you for purchasing a Kidde Fyrnetics alarm accessory. Please read through our guide in full. Important information included and the manual must be left with the householder.



Kidde Safety Europe, Mathisen Way, Colnbrook, SL3 0HB, UK.
www.kiddefyrnetics.co.uk
 © Kidde Fyrnetics 2010

Accessory – Remote Test and Hush. (RTH)

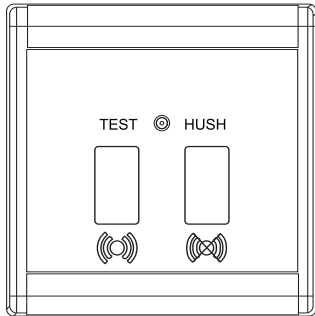
Introduction

The Remote Test and Hush (RTH) unit is designed to be linked with one of the wireless alarm bases in your alarm system.

To test the alarm, simply press the test button on the RTH unit. The alarm linked to this RTH accessory will sound an alarm first followed by the remaining interconnected units.

To hush an alarm event, simply press the hush button on the remote test and hush unit. The alarm linked to this RTH accessory will silence or all but the initiating alarms will silence.

This accessory is battery powered, designed to operate reliably for ten years under normal use conditions. There are no user serviceable or replaceable parts which includes the fitted battery



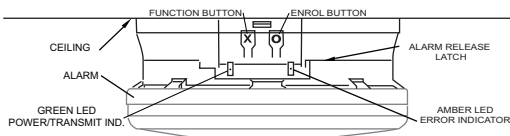
- The RTH is equipped with two non-latching buttons, one for Hush and other for test.
- This unit transmits upon pressing either the test or hush button however it has an in-built safety delay time of 4 seconds where the unit will not transmit after a button has been released
- This unit has a in-built maximum continuous transmit time of 36 seconds as a safety feature if either button is continuously pressed

To avoid excessive operational drain on the battery avoid situations where the button(s) are pressed and held depressed (such as by objects left on the device). This will seriously reduce the service life of the battery.

Connecting the Remote Test and Hush Accessory

The accessory works with one Wireless Alarm base. We recommend you enrol it with the alarm in your main living room.

Figure 1 Wireless Base and Alarm



- Press the enrol button on the RF wireless base.
 - Wireless base should already be enrolled into a system. If the RTH is to be used with a wireless base not in a system of wireless bases, the wireless base should be set as a master unit before enrolling the RTH. See installers guide for wireless base.
- Press any button on the RTH.
- Verify the amber LED on the alarm has changed from 2 seconds on 2 seconds off to rapid blinking.
- Press the enrol button on the base to complete the process.

Operation

The accessory is designed to sit on a table top or fit into a bracket on the wall.

During normal operation the RTH can be used to test the smoke alarms in your system by transmitting a signal to the RF wireless base it has been enrolled with. The smoke alarm will then perform a test as if the button on the alarm had been pressed and held. The alarm will then produce an alarm pattern and all other alarms that are interconnected (both by wires and RF) will produce an alarm pattern to verify the units and the system are functioning properly.

During a non-emergency alarm event, the hush button can be pressed to temporarily silence the alarms. If the smoke alarm that has detected the abnormal level of smoke is connected to the RF wireless base the RTH is enrolled to, pressing the hush button will silence all the alarms in the system. If another alarm has detected the smoke, all the units but the one(s) that initiated the alarm will silence, allowing the occupant or emergency service personnel more time to quickly identify the initiating alarm.

When operating on battery backup power, the RF wireless base only listens for transmissions every 10 seconds, therefore you may have to press and hold the button on the RTH for up to 10 seconds or until the alarm can respond.

Technical Specification

Power: life*	Lithium battery with 10 year
Temperature (operating):	0 – 40°C
Humidity:	0-95% (non-condensing)
Radio Frequency:	868MHz
Wireless range:	Up to 10 metres.
Mechanical:	89mm x 89mm 34mm
	120g

Approvals (Independently tested to comply with):

EMC Directive 89/336/EEC

R&TTE Directive 99/5/EC

ETSI EN 301 489-1 V1.8.1
(2008-04)

ETSI EN 301 489-3 V1.4.1
(2002-08)

ETSI EN 300 220-1 V2.3.1
(2009-04)

ETSI EN 300 220-2 V2.3.1
(2006-04)

EN 55022: 2006

EN 61000-3-2: 2006

EN 61000-3-3: 2005

* 10 year life is based on normal operation and will be reduced if stored at elevated temperatures or button is pressed for extended periods of time.

Disposal

ENVIRONMENTAL PROTECTION



Waste electrical products should not be disposed of with household waste. Please recycle where facilities exist. Check with Local Authority or Installer for recycling advice.



Guarantee

Kidde Fyrmetics guarantees to you as a purchaser that the enclosed accessory will be free of defects in material, workmanship or design under normal use and service for a period of five (5) years, from the date of purchase.

The Guarantee is not assignable. Our liability to you, under this guarantee is limited to repairing or replacing any part which we find to be defective in material, workmanship or design, free of charge to the customer, who is situated within the UK, upon sending the base with proof of date of purchase, postage prepaid, to Kidde Safety Europe, Mathisen Way, Colnbrook, SL3 0HB, UK.

The terms of this guarantee will not apply in the following circumstances: If unit has been damaged, modified, neglected, dismantled, contaminated, abused or altered after the date of purchase, or if it fails to operate due to incorrect selection, siting, installation, maintenance, or damage caused by failure to abide by the instructions supplied.

The liability of Kidde Fyrmetics, arising from the sale of this wireless accessory or under the terms of this guarantee shall not in any case exceed the cost of replacement of the device, in no case, shall be liable for consequential loss or damaged resulting from the failure of the device or for the breach of this or any other guarantee, express or implied, or for damages caused by failure to abide by the instructions supplied. This guarantee does not affect your statutory rights.

