



Knightsbridge[®]
the mark of quality


**INSTALLATION & MAINTENANCE MANUAL
JB0011**

Knightsbridge[®]
the mark of quality



ML ACCESSORIES LTD
ML Accessories Limited
LU5 5TA
www.mlaccessories.co.uk

SBJAN17_V1



ML ACCESSORIES LTD
RoHS COMPLIANT
CE

88

GENERAL INSTRUCTIONS

These instructions should be read carefully and retained after installation by the end user for future reference and maintenance.

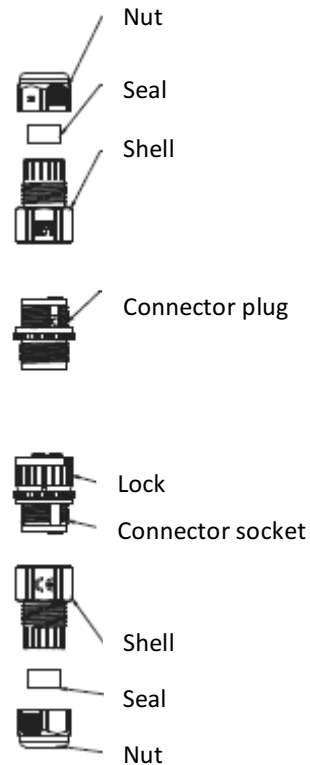
These instructions should be used to aid installation of the following product:

JB0011

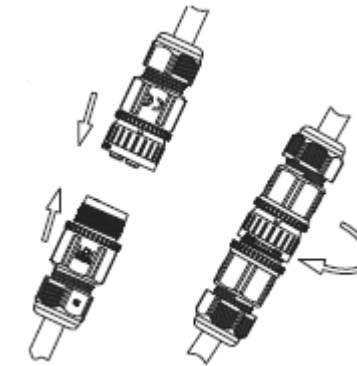
SAFETY

- Installation of this product should only be carried out by a qualified electrician or competent person to the current Building and IEE Wiring Regulations (BS7671)
- Please isolate mains prior to installation/maintenance
- Please note the IP (Ingress of Protection) rating of this product when deciding the location for installation
- This product is suitable for a maximum load of 16A
- This product is IP68 rated

INSTALLATION



- Connect the Live (brown) – L, Earth (yellow green) - (⊕), and Neutral (blue) – N into the connector plug and connector socket and slide the shell over the terminations and tighten to 2.5Nm
- Slide the seal into the shell and tighten nut to 2.5Nm



- Connect the connector socket and connector plug together and tighten to 2.5Nm
- Switch on power and test for correct operation

WARNING

Do not use any source of high pressure washers to maintain or clean this product

GENERAL

The unit should be recycled in the correct manner when it reaches the end of its life. Check local authorities for where facilities exist.

Clean with a soft dry cloth only, do not use aggressive cleaning products or solvents which may damage the fitting.

We recommend the use of H07RN-F cable with this product.

WARRANTY

This product has a warranty of 3 years from date of purchase. Failure to install this product in accordance with the current edition of the IEE Wiring Regulations, improper use, or removal of the batch codes will invalidate the warranty. If this product should fail within its warranty period it should be returned to the place of purchase for a free of charge replacement. ML Accessories does not accept responsibility for any installation costs associated with the replacement product. Your statutory rights are not affected. ML Accessories reserve the right to alter product specification without prior notice.