

Knightsbridge

THESE INSTRUCTIONS SHOULD BE READ CAREFULLY AND RETAINED AFTER INSTALLATION BY THE END USER FOR FUTURE REFERENCE AND MAINTENANCE.

THESE INSTRUCTIONS SHOULD BE USED TO AID INSTALLATION OF THE FOLLOWING PRODUCT:

1GHALO

SAFETY

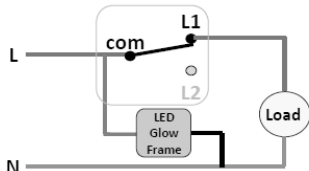
- THIS PRODUCT MUST BE INSTALLED IN ACCORDANCE WITH THE LATEST EDITION OF THE IEE WIRING REGULATIONS (BS7671) AND CURRENT BUILDING REGULATIONS. IF IN ANY DOUBT, CONSULT A QUALIFIED ELECTRICIAN
- PLEASE ISOLATE MAINS PRIOR TO INSTALLATION OR MAINTENANCE
- CHECK THE TOTAL LOAD ON THE CIRCUIT (INCLUDING WHEN THIS PRODUCT IS FITTED) DOES NOT EXCEED THE RATING OF THE CIRCUIT CABLE, FUSE OR CIRCUIT BREAKER
- PLEASE NOTE THE IP (INGRESS PROTECTION) RATING OF THIS PRODUCT WHEN DECIDING THE LOCATION FOR

- DO NOT OVERLOAD THIS ACCESSORY OR SUBJECT IT TO CONDITIONS OUTSIDE ITS RATING
- THIS PRODUCT IS FOR INDOOR USE ONLY
- THIS PRODUCT IS CLASS II DOUBLE INSULATED

INSTALLATION

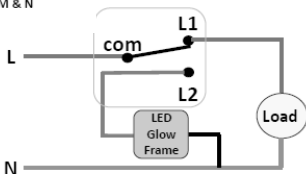
- ALWAYS ENSURE THE WALL SURFACE IS FLAT AND SMOOTH
- THIS PRODUCT MUST BE FITTED ONLY AFTER PAINTING AND DECORATING IS COMPLETE
- ENSURING CORRECT POLARITY IS OBSERVED, CAREFULLY WIRE AS SHOWN IN FIG. 1 – 3

LIVE & NEUTRAL



1 way switch

LED Glow Frame connected to COM & N
LED always ON

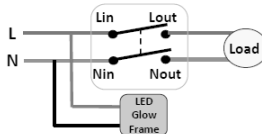


2 way switch

LED Glow Frame connected to L2 & L1
LED ON/OFF opposite of switch

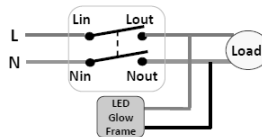
Fig. 1

LIVE & NEUTRAL (OTHER)



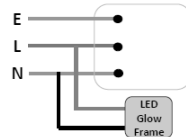
Double pole switch

LED Glow Frame connected to Lin & Nin
LED always ON



Double pole switch

LED Glow Frame connected to Lout & Nout
LED ON/OFF same as switch



Socket or other devices

LED Glow Frame connected to L & N
LED always ON

Fig. 2

Warning: Terminal positions may vary, please check product layout

- Check all electrical connections are secure with all exposed copper within the terminal and no loose strands of cable
- Fit the unit onto a suitable wall box taking care not to compress, damage or trap any cables, and secure the front cover with screws
- Switch on and check for correct operation

Warning: terminal positions may vary, please check product layout

WARNING

This product must be disconnected from the circuit if subjected to any high voltage or insulation resistance testing. Irreparable damage will occur if this instruction is not followed.

USB or Bluetooth products, dimmers, shaver sockets and products with LED or neon indicators must be disconnected from the circuit if subjected to any high voltage or insulation resistance testing. Irreparable damage will occur if this instruction is not followed. Please note this kind of damage will void the warranty.

removal of the batch code will invalidate the warranty. If this product should fail within its warranty period, it should be returned to the place of purchase for a free of charge replacement. ML Accessories does not accept responsibility for any installation costs associated with the replacement product. Your statutory rights are not affected. ML Accessories reserve the right to alter product specification without prior notice.

* 2 years for products with electronic components such as dimmers, USB chargers etc.

Knightsbridge Wiring Accessories have a warranty of 25 years* for mechanical operation from date of purchase with the exception of products containing electronic components such as dimmers, USB chargers, and speaker products], which have a 2 year warranty. Failure to install this product in accordance with the current edition of the IEE Wiring Regulations (BS7671), improper use, or removal of the batch code will invalidate the warranty. If this product should fail within its warranty period, it should be returned to the place of purchase for a free of charge replacement. ML Accessories does not accept responsibility for any installation costs associated with the replacement product. Your statutory rights are not affected. ML Accessories reserve the right to alter product specification without prior notice.



GENERAL

This product should be recycled in the correct manner when it reaches the end of its life. Check local authorities for where facilities exist.

Clean with a soft dry cloth only, do not use aggressive cleaning products or solvents which may damage the product.

Clean with a soft dry cloth only, do not use aggressive cleaning products or solvents which may damage the product and invalidate the warranty.

Clean the external surfaces with a damp cloth using a mild solution of detergent and warm water only, do not use aggressive cleaning products or solvents which may damage the product.

WARRANTY

This product has a warranty of 2 years* from date of purchase. Failure to install this product in accordance with the current edition of the IEE Wiring Regulations (BS7671), improper use, or

SUPPLIED BY:
(UK) MANUFACTURER ML
ACCESSORIES LTD, UNIT E
CHILTERN PARK, BOSCOMBE ROAD,
DUNSTABLE LU5 4LT,
WWW.MLACCESSORIES.CO.UK

(EU) SLV LIGHTING GROUP,
DAIMLERSTRASSE 21-23,
52531 ÜBACH-PALENBERG,
GERMANY
EMAIL: EPREL@GROUP.SLV.COM

MADE IN CHINA

230V
50Hz

IP20



ML
ACCESSORIES LTD

UK
CAC



11

SLMAUG25_V2