

## INSTALLATION & MAINTENANCE MANUAL SK0012



## GENERAL INSTRUCTIONS

These instructions should be read carefully and retained after installation by the end user for future reference and maintenance.

These instructions should be used to aid installation of the following product: SK0012

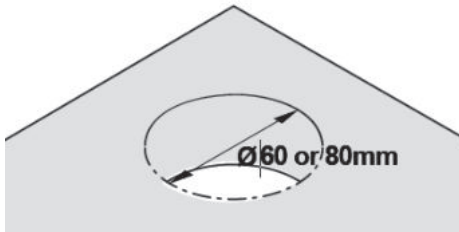
## SAFETY

- This product must be installed in accordance with the latest edition of the IEE Wiring Regulations (BS7671) and current Building Regulations. If in any doubt, consult a qualified electrician
- Please note the IP (Ingress Protection) rating of this product when deciding the location for installation
- This product is Class II double insulated
- This product is IP20 rated

## INSTALLATION

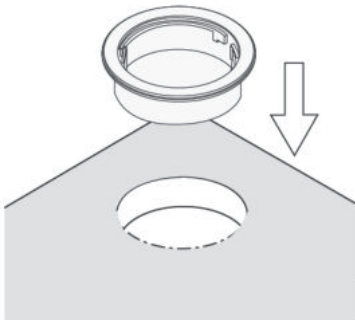
**Note – The selected surface of installation must be at least 10mm thick.**

This product is designed to fit into standard sized office desk cut-outs of 60mm or 80mm, without the need to cut further holes (see Fig. 1)



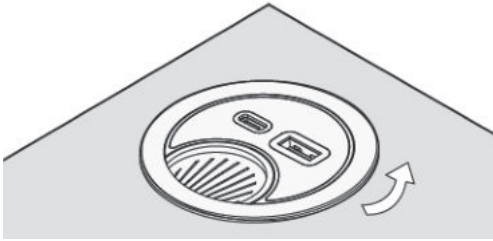
**Fig. 1**

- Insert the 60mm or 80mm ring into the cut-out (see Fig. 2)



**Fig. 2**

- Insert the USB charger and lock (see Fig. 3)



**Fig. 3**

- Connect to the plug-in adapter, plug into a socket and check for correct operation

## **WARNING**

This product must be disconnected from the circuit if subjected to any high voltage or insulation resistance testing. Irreparable damage will occur if this instruction is not followed.

## **GENERAL**

This product should be recycled in the correct manner when it reaches the end of its life. Check local authorities for where facilities exist.

Clean with a soft dry cloth only, do not use aggressive cleaning products or solvents which may damage the product

## **WARRANTY**

This product has a warranty of 1 year from date of purchase. Failure to install this product in accordance with the current edition of the IEE Wiring Regulations (BS7671), improper use, or removal of the batch code will invalidate the warranty. If this product should fail within its warranty period it should be returned to the place of purchase for a free of charge replacement. ML Accessories does not accept responsibility for any installation costs associated with the replacement product. Your statutory rights are not affected. ML Accessories reserve the right to alter product specification without prior notice.

# Knightsbridge



Made in China