

**LED LITE™**  
Energy Saving LED



## LT60SCCT 6W LED Tri-Colour Fire Rated Downlight with Occupancy Sensor

Experience ultimate convenience with this **6W LED Fire Rated Downlight**, featuring a **real occupancy sensor** that detects even the slightest movements — like breathing — for reliable, hands-free lighting. Unlike basic motion detectors, this real occupancy sensor is powered by cutting-edge 24GHz Millimetre Wave Radar technology that accurately detects human presence rather than just movement, ensuring the light remains on as long as the area is occupied. This prevents unnecessary shut-offs, making it ideal for spaces where people may remain still for extended periods, such as offices, meeting rooms, hallways, and restrooms. With tri-colour adjustability (Warm White, Cool White, and Daylight), it allows users to customize the lighting to suit different environments.

For larger areas, connect **slave downlights** for up to **200W max load**. Its fire-rated construction ensures compliance with safety standards, making it suitable for residential and commercial applications. Ideal for hands-free operation, this downlight provides reliable illumination while reducing energy consumption, making it a smart choice for modern lighting installations.



Master-Slave Connections



3CCT Colour Changeable



True Occupancy Sensor

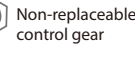
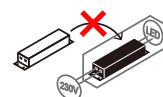
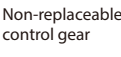
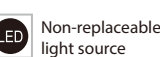
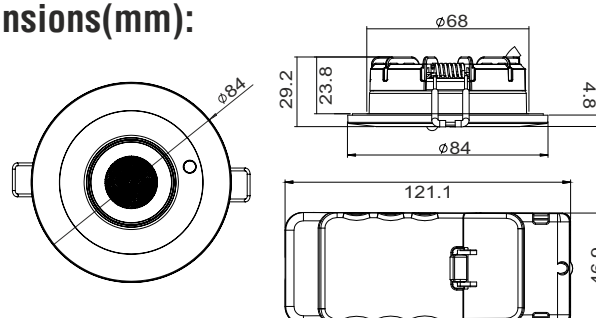
### Features & Benefits:

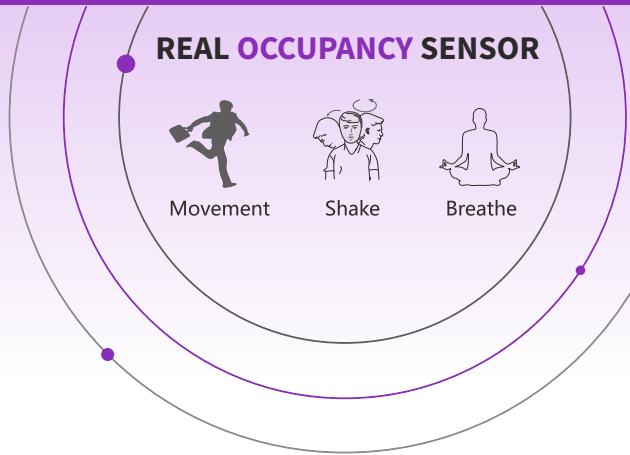
- Lumen Output: 480-530lm
- Integrated Real Occupancy Sensor
- Master-Slave connection, up to 200W max. load
- 3 CCT Switch: 3000k - 4000K - 6000K
- Beam Angle: 55°
- IP65 Rated
- CRI>80
- Iron Body Material
- Trailing & Leading Edge Dimmable
- Fire-Rated Protection – Certified for up to 90 minutes of fire resistance
- Solid Joist, I-Joist or Metal-Web Joist Certified
- Slim & Modern Design – Seamlessly blends into ceilings for a sleek, unobtrusive look.
- Interchangeable Bezels available (white included, others sold separately)
- Warranty: 5 Years

### 3CCT Changing Switch

Warm White (3000K)	Cool White (4000K)	Daylight (6000K)
480lm	530lm	500lm

### Dimensions(mm):





### Technical Specifications:

<b>Input Voltage:</b>	220-240 V/AC, 50-60Hz	<b>CRI:</b>	>80
<b>Power:</b>	6W	<b>Beam Angle:</b>	55°
<b>LEDs:</b>	SMD	<b>IP Rating:</b>	IP65 front
<b>Cut-Out:</b>	Ø68-70mm	<b>Protection Class:</b>	Class II
<b>CCT Changeable:</b>	3000K/4000K/6000K	<b>Housing:</b>	Iron
<b>Light Output:</b>	3000K - 480lm	<b>Operating Temp.:</b>	-15°C to +40°C
	4000K - 530lm	<b>Dimmable:</b>	Trailing/Leading Edge
	6000K - 500lm	<b>Switch Cycles:</b>	100,000
<b>Energy Class:</b>	E	<b>Warranty:</b>	5 years

### Occupancy Sensor Specifications:

<b>Rated Load:</b>	200W Max.	<b>Detection Angle:</b>	120° Ceiling/Wall
<b>Ambient Light:</b>	30Lux to Daylight	<b>Detection Radius:</b>	5m
<b>Time Delay:</b>	10s - 10min Adjustable	<b>Installation Height:</b>	2.2m-3m
<b>Sensitivity:</b>	25%, 50%, 70%, 100%		

