



Installation Sheet LTSP60CCT

LEDLITE™

60W LED Super Slim Backlit Panel Light CCT Changeable

Please read these instructions before commencing installation & retain them for future reference.

220-240V 60W



Important Information

It is recommended that luminaires are installed and fitted by a qualified electrician ensuring the installation complies to current IEE wiring regulations & local building control. Any damaged parts should be replaced as soon as possible. We will not accept responsibility for any claims arising from a sub-standard installation.

Important User Advice

Always switch off mains supply before servicing.

The working ambient temperature should be -20°C ~ +40°C if outside these ranges life span will be affected (reduced).

This product is designed to be used indoors only.

Installation Procedure

It is most important not to place pressure on the front diffuser.

- We recommend that you familiarise yourself with the connections and suitable locations for the LED panel.
- The panel can be installed into suitable suspended ceilings, please ensure the ceiling can support the weight of the panel(s) to be fitted.
- Remove the ceiling tile or tiles from the location where you wish to install the panel.
- Ensure correct wiring of mains driver (Fig.1).
- Place the LED panel in to the ceiling aperture and connect the driver low voltage output plug to the LED panel as shown in Figure 1.a.
- Select the colour temperature on the slide switch present on the panel light cable.
- Reconnect the mains power supply and test the panel for correct operation.

Wiring instructions

220-240V/AC 50/60Hz Class II

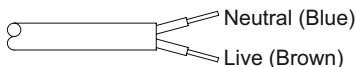


Fig.1 Mains Input Cable

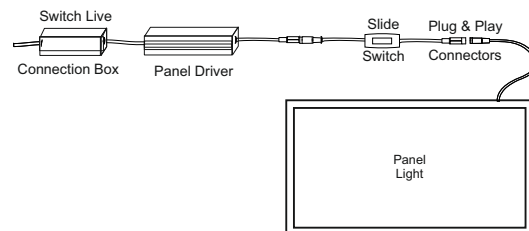
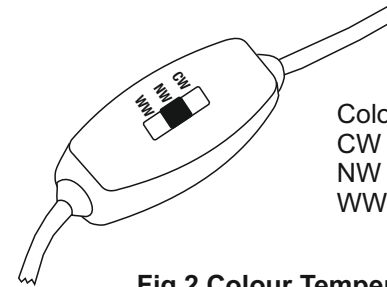


Fig.1.a Output Cable Connection

3 CCT Changeable Function

The panel light CCT adjustment is made from the switch mounted in line between the driver & panel. To change the colour temperature move the switch to the desired CCT position (Fig.2). Switch off power supply while changing the colour temperature In order to avoid any damage to the panel light or the driver.



Colour Temperature (CCT)

CW - 6000K

NW - 4000K

WW - 3000K

Fig.2 Colour Temperature Switch

- Specifications:**
- **Dimensions:** 1195 x 595 x 30 mm
 - **Wattage:** 60W
 - **Voltage:** 220-240 V/AC
 - **CCT Changeable:** 3000/4000/6000K
 - **Luminous Flux:** 7200lm
 - **LED:** 2835SMD Epistar
 - **Beam Angle:** 120°
 - **Warranty:** 3 years
 - **Power Factor:** >0.95
 - **CRI (Ra):** >80
 - **TP(a) Diffuser**
 - **UGR<19** Rating

CCT Changeable Non-dimmable LEDlite external driver included.

Dimensions:

