




LTPCCT

18W Polo IP65 LED CCT and Power Adjustable

The New Polo Round Bulkhead is a versatile and stylish lighting solution, perfect for both indoor and outdoor applications. Featuring CCT changeable options (3000K, 4000K, 6000K) and power selectability, it allows complete customization to meet various lighting needs.

Designed for convenience, the Polo offers plug-and-play emergency and sensor add-ons, enabling seamless upgrades for enhanced functionality. Its durable construction ensures long-lasting performance, making it ideal for residential, commercial, and industrial spaces. With its sleek design and advanced features, the Polo bulkhead delivers reliable, adaptable, and efficient lighting.



Easily Accessible CCT & Power Changeable Switches



Central and Four Side Conduit Cable Entries



Clip-on Trim Bezel



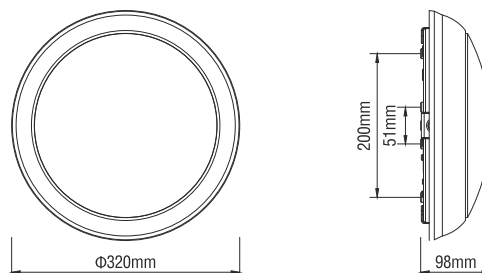
Push Fit Terminal Block

Features & Benefits:

- Hinged LED Gear Tray for Easy Access
- Clip-on Trim Bezel
- Tri Wattages: 9W/14W/18W
- CCT Changeable: 3000K/4000K/6000K
- Easily Accessible CCT & Power Changeable Switches
- Up to 1800lm
- IP65 Rated
- Central and Four Side Conduit Cable Entries
- Besa Box Compatible
- Push Fit Terminal Block
- Quick Plug-in & Screwless Emergency Pack (LTEM) and Microwave Sensor with Corridor Function Available (LTMS) - sold separately
- Warranty: 5 Years

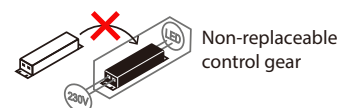
35% Energy Saving **50,000** Hour LED Lamp Life


Dimensions(mm):



Technical Specifications:

Input Voltage:	220-240 V/AC,50-60Hz	CRI:	>80
Power:	18W/14W/9W Switchable	Beam Angle:	120°
LEDs:	SMD 2835	IP Rating:	IP65
CCT Changeable:	3000K/4000K/6000K	Protection Class:	Class II
Light Output:	1800lm/1400lm/900lm	Housing:	Polycarbonate
Power Factor:	>0.7	Operating Temp.:	-15°C to +40°C
Ripple Current:	<10%	Dimmable:	No
Dimensions:	(Diam.)Ø320 x (D)98mm	Warranty:	5 Years
Efficacy:	>100lm/W (4000K)		





Hinged LED Gear Tray for Easy Access



Quick Plug-in & Screwless Emergency Pack (LTEM) and Microwave Sensor Available (LTMS)