


LED LITE™

Energy Saving LED

LTSP40 - 40W Slim LED Panel Light

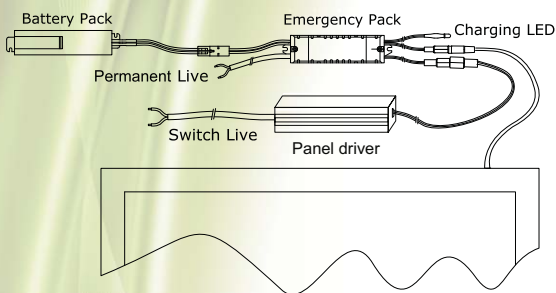
LED slim panel light illuminates homogeneously over their surface, producing glare-free bright light. It is very elegant, with a modern ultra flat design. Easy to install and maintain. Ideal for commercial applications such as office buildings, supermarkets, shopping malls, conference halls and hotels.

- Ideal replacement for 600 x 600mm modular fluorescent fittings
- Dimensions: 595 x 595 x 9mm depth for direct and quick retro fitting
- Lumens: 3900lm - Equivalent to 4 x 18W T8 tube fluorescent
- Wattage: 40W
- Voltage: 220-240 VAC
- LED: 2835SMD Epistar
- Beam Angle: 120°
- Lifetime: 30000 hours
- Power Factor: >0.95
- CRI (Ra): >80
- Free from mercury and other hazardous materials
- Slim Profile, even light distribution on walls and ceilings
- TUV CE driver, instant start, flicker free, maintenance free
- Dimmable version available
- Emergency conversion pack available
- Surface mountable frame available for solid ceilings
- RoHS & CE certified




Emergency version:

Dimensions:



- Emergency Pack:
Inverter & Battery available
(sold separately)
- 3hr Maintained
- 30% Light Level



Surface mounted frame available:



- Surface mounted frame for slim panel lights, used to fix the panel light in the ceiling or on the wall.

Available colours:

- Warm White - 3000K
- Neutral White - 4000K
- Cool White - 5000K
- Daylight - 6000K