

Hi-Spot ES50 Superia

ES50 SU 240V 50W 25° GU10 SV1

0022903



Range features

- Unique long life filament
- Xenon gas filling for increased light output
- Unique, patented, spiral faceted aluminised reflector
- For accent or decorative lighting in retail, commercial and domestic applications
- Ceramic base, brass contacts for a robust fitting
- For use in mains voltage GU10/GZ10 downlights, spotlights and luminaires
- Transformer free halogen
- 100% dimmable
- Integral Safety fuse
- Average rated life 3000 hrs



PRODUCT OVERVIEW

Ordering number	0022903
Technology	Halogen
Average life (Rated) (h)	3000
Energy class	D
Lamp shape	Reflector
Lamp finish	Aluminium
Dimmable	Yes
Cap/Base	GU10
Type	PAR16 (GU10)
EAN code	5410288229034
CRI (Ra)	100
Beam angle(°)	25
Colour temperature (K)	2650
Useful luminous flux (Rated) (lm)	300
Watt (Nominal) (W)	50
Voltage (V)	240

Hi-Spot ES50 Superia

ES50 SU 240V 50W 25° GU10 SV1

0022903

DATA TABLE

General data

Ordering number	0022903
Technology	Halogen
Average life (Rated) (h)	3000
Average life (Nominal) (h)	3000
Energy class	D
Energy saving lamp	No
Lamp shape	Reflector
Lamp finish	Aluminium
Dimmable	Yes
Cap/Base	GU10
Type	PAR16 (GU10)
EAN code	5410288229034
E-number FI	4749533
E-number SE	8355950
Long description	Unique long life filament. Xenon gas filling for increased light output. Unique, patented, spiral faceted aluminised reflector. For accent or decorative lighting in retail, commercial and domestic applications. Ceramic base, brass contacts for a robust fitting. For use in mains voltage GU10/GZ10 downlights, spotlights and luminaires. Transformer free halogen. 100% dimmable. Integral Safety fuse. Average rated life 3000 hrs
Product name	ES50 SU 240V 50W 25° GU10 SV1
Lamp mercury content (mg)	0
Starting time (max) (s)	0
Warm-up time to 60% of full light (max) (s)	Instant Full Light
Control gear required	No
Fixture rating	Open
IEC Reference	IEC 60357
IEC Reference 2	IEC 60432-3
IEC Reference 3	IEC 60630
Intended purpose	General lighting
No. of switching cycles before premature failure (min)	> 12000
Special purpose lamp	No
Transformer required	no
Sales pack quantity	10

Hi-Spot ES50 Superia

ES50 SU 240V 50W 25° GU10 SV1

0022903

Optical data

CRI (Ra)	100
Suitable for accent lighting	Yes
Beam angle (Rated) (°)	25
Beam angle(°)	25
Colour temperature (K)	2650
Useful luminous flux (Rated) (lm)	300
Luminous flux (Nominal) (lm)	300
Lumen maintenance at end of nominal life (%)	80
Peak intensity (cd)	1150

Electrical data

kWh per 1000 hours burning time	50
Watt (Rated) (W)	50
Watt (Nominal) (W)	50
Voltage (V)	240
Lamp power factor	1

Physical data

Weight (kg)	0.05
Lamp Length (mm) - C/L	55
Max. Lamp Diameter (mm) - D	50
Lamp dimension equal to filament lamp equivalent	Yes
Designed for optimum use in non standard conditions	No
Single packaging type	Box/Sleeve
Single package dimensions (L x W x H) (cm)	6.20 x 4.80 x 4.80
Outer package dimensions (L x W x H) (cm)	50.00 x 27.00 x 14.00

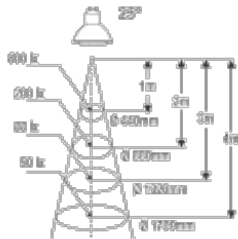
Hi-Spot ES50 Superia

ES50 SU 240V 50W 25° GU10 SV1

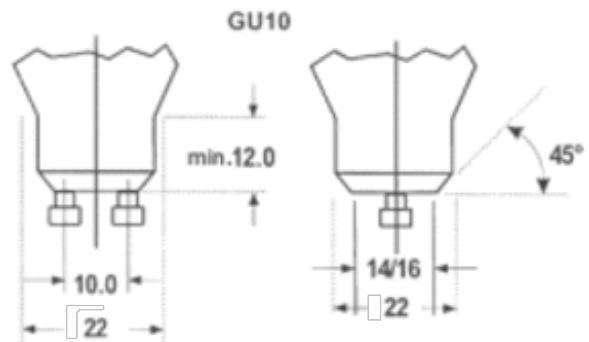
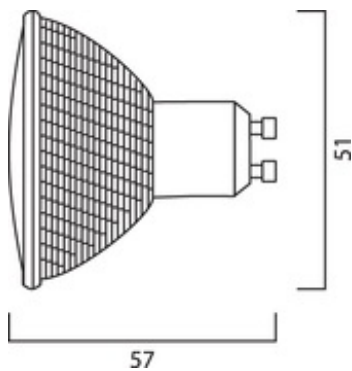
0022903

PHOTOMETRY

Hi-Spot ES50 - 35W/25°



TECHNICAL DRAWINGS



ENERGY LABEL

