

**Not Equivalent - Better!**


**SAVE TIME AND MONEY !**

**NOBURN FIRE CABLE IS THE FASTEST CABLE  
TO PREPARE FOR TERMINATION.**

### FIRE SYSTEM CABLES


NoBurn Plus Enhanced is approved and certified by LPCB & BASEC to fully meet the requirements of 'Enhanced' fire cables for use with UK fire systems. See details of all standards below. Manufactured entirely and only in the UK.

NoBurn cable is produced using the latest technology, materials and equipment. Every detail from start to finish is recorded and traceable, a quality batch and test number is printed on every reel, and time and date of manufacture printed along the entire length of the cable.



**NEW**  **FLEXIBLE ENHANCED**

Now also available with Class 2 stranded conductors - to make terminating cores in compact and space restricted areas quicker & easier

 **With NoBurn's Eze-Prep insulation - no need to remove insulation to terminate!**

Simply pull back, connect and let go - no bare copper, removes chance of accidental short circuits - Fast, Safe & Secure!

#### No troublesome multiple sheaths to strip:-

- All in one - Easy strip outer sheath
- No separate foil
- No additional fibre wraps
- No mica tape on conductors
- No additional core separators to remove

#### • Also suitable for

- Emergency Lighting Standard
- Voice Alarm Systems Standard
- Voice Communication Standard
- Irish Emergency Lighting Standard
- Irish Fire Alarm System Standard

BS 5266-1:2016

BS 5839-8:2013

BS 5839-9:2011

IS 3217:2013

IS 3218:2013



NoBurn cable has superb working flexibility but stays where you put it, reduced installation time and costs.



LPCB Ref. No. 682d/01



Licence No: 152/001

### Features

- Easy to Install and Superb Working Flexibility
- Up to 12 Twists per metre for Data Protection
- Red & White Outer Sheaths Available
- 1.0mm<sup>2</sup>, 1.5mm<sup>2</sup>, 2.5mm<sup>2</sup> & 4.0mm<sup>2</sup> Conductors
- 100m, 200m, 500m and Special Lengths Available
- Co-polymer Foil Screen
- Low Smoke & Zero Halogen
- Voltage Rating 300v/500v
- Suitable for Air Conditioning, Computer Control & Lift Doors where Low Smoke & Zero Halogen is required
- Supplied on Robust Grey Plastic Reels - Clear Identification from Standard Fire Cable

#### Approved and Certified to meet

<b>BS 5839-1:2017 Clause 26.2e</b>	'Enhanced' Fire System Cable
<b>BS 8519:2010 Category 2</b>	Fire Cable Code of Practice
<b>BS 7629-1:2015 Enhanced 120</b>	Fire Cable Standard
<b>BS 8434-2:2003+A2:2009 120 mins</b>	• Fire, Mechanical Shock & Water - 120 mins @ 930°C (Water final 60 mins)
<b>BS EN 50200:2015 PH30, PH60 &amp; PH120</b>	• Fire & Mechanical Shock - total of 120 mins @ 830°C (MS every 5 mins)
<b>BS 6387:2013 CWZ</b>	• C - Fire only for 180 mins (3 hours) @ 950°C W - Fire & Water for 30 mins @ 650°C (Water final 15 mins) Z - Fire & Mechanical Shock for 15 mins @ 950°C (MS every 30 seconds)
<b>BS EN 60754-1:2014</b>	Halogen Emission Standard
<b>BS EN 61034-2:2005+A1:2013</b>	Low Smoke Standard
<b>BS EN 60332-3-24 &amp; -3-25:2009</b>	Bunched Flame Retardancy


**Specifications**

LPCB & BASEC approved to	'Enhanced' Fire Cable Fire Resistance Standard Fire Resistance Standard Fire Resistance Standard Fire Resistance Standard Fire Resistance Standard Halogen Emission Standard Low Smoke Standard Bunched Flame Retardancy	BS 5839-1:2017 Clause 26.2e BS 8519:2010 Category 2 BS 8434-2:2003+A2:2009 120 mins BS EN 50200:2015 PH30, PH60 & PH120 BS 7629-1:2015 Enhanced 120 BS 6387:2013 CWZ BS EN 60754-1:2014 BS EN 61034-2:2005+A1:2013 BS EN 60332-3-24 & -3-25:2009
Designed to comply to	Emergency Lighting Voice Alarm Systems Standard Voice Communication Standard	BS 5266-1:2016 BS 5839-8:2013 BS 5839-9:2011
Materials	CPC (Earth) Conductors Core Installation Screening Outer Sheath	Tinned Annealed Copper Plain Annealed Copper Fire Resistant Silicone Copper/Aluminium Foil* Low Smoke Halogen Free Thermoplastic
Working Voltage	Core to Core Core to CPC	500V 300V
Types	Outer Sheath Colours Number of Cores Inner Cores CSA	Red or White 2, 3 & 4 Core 1.0, 1.5, 2.5 & 4.0mm <sup>2</sup> CSA
Resistance	1.0mm <sup>2</sup> CSA 1.5mm <sup>2</sup> CSA 2.5mm <sup>2</sup> CSA 4.0mm <sup>2</sup> CSA	18.1 Ohms / 1Km 12.1 Ohms / 1Km 7.41 Ohms / 1Km 4.61 Ohms / 1Km
Minimum Bend Radius	Radius = 6 x Diameter	
Operating Temp. Installation Temp.	Minimum/Maximum Minimum/Maximum	-40°C to +90°C. 0°C to +70°C
Voltage Drop (DC or Single Phase AC)	1.0mm <sup>2</sup> CSA 1.5mm <sup>2</sup> CSA 2.5mm <sup>2</sup> CSA 4.0mm <sup>2</sup> CSA	44 Ohms mV / A / m 29 Ohms mV / A / m 18 Ohms mV / A / m 11 Ohms mV / A / m
Approximate Overall Diameter	2 Core  3 Core  4 Core	1.0mm <sup>2</sup> / 8.15mm 1.5mm <sup>2</sup> / 8.25mm 2.5mm <sup>2</sup> / 9.60mm 4.0mm <sup>2</sup> / 12.10mm  1.5mm <sup>2</sup> / 9.30mm 2.5mm <sup>2</sup> / 9.90mm 4.0mm <sup>2</sup> / 12.90mm  1.5mm <sup>2</sup> / 9.70mm 2.5mm <sup>2</sup> / 12.10mm 4.0mm <sup>2</sup> / 13.95mm
Approximate Weights	2 Core with CPC  3 Core with CPC  4 Core with CPC	1.0mm <sup>2</sup> 8.2 Kg / 100 m 1.5mm <sup>2</sup> 9.7 Kg / 100 m 2.5mm <sup>2</sup> 14.4 Kg / 100 m 4.0mm <sup>2</sup> 24.0 Kg / 100 m  1.5mm <sup>2</sup> 13.2 Kg / 100 m 2.5mm <sup>2</sup> 19.4 Kg / 100 m 4.0mm <sup>2</sup> 28.0 Kg / 100 m  1.5mm <sup>2</sup> 14.8 Kg / 100 m 2.5mm <sup>2</sup> 22.7 Kg / 100 m 4.0mm <sup>2</sup> 50.0 Kg / 100 m
Current Rating Current ratings listed are at 30°C Refer to BS7671/EE Wiring Regulations for de-rating factor.	Cable Clipped (DC or Single Phase AC)  Enclosed (DC or Single Phase AC)	1.0mm <sup>2</sup> 15A 1.5mm <sup>2</sup> 19.5A 2.5mm <sup>2</sup> 27A 4.0mm <sup>2</sup> 36A  1.0mm <sup>2</sup> 13A 1.5mm <sup>2</sup> 16.5A 2.5mm <sup>2</sup> 23A 4.0mm <sup>2</sup> 30A
Capacitance Rating	1.5mm <sup>2</sup> CSA 2 Core & CPC } 3 Core & CPC }  4 Core & CPC ~  2.5mm <sup>2</sup> CSA 2 Core & CPC } 3 Core & CPC } 4 Core & CPC }	Core to Core      - Average 70 pF/m Core to Screen    - Average 125 pF/m  Core to Core      - Average 75 pF/m Core to Screen    - Average 150 pF/m  Core to Core      - Average 85 pF/m Core to Screen    - Average 155 pF/m
Warranty	Period	10 Years from Date of Manufacture

## The Fastest Fire Cable to Install

Ventcroft NoBurn Plus is available in a variety of multiple core combinations all with CPC (circuit protection conductor).

100m, 200m, 500m reels and other special lengths are available.



### Grey Plastic Reels for Clear Identification from 'Standard' Cable

- Installer Safe and Easy Handling •
- Better Reeling and Damage Resistant •
- Weather and Moisture Resistant •

Available with Red & White Sheaths Ex Stock. Black, Orange and other Sheath Colours Available - MOQ will apply.

### Manufacturers Recommended Installation Guide Lines

Recommended metal clip spacing 300mm Horizontal  
400mm Vertical

The type, spacing and requirement of additional fixings when laid in Cable Trays is optional & relative to local risk assessment.

#### Installation Temperatures:

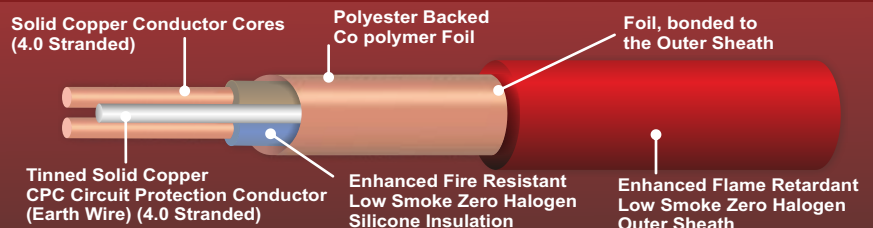
Minimum installation Temperature 0°C  
Maximum installation Temperature 70°C

#### Operating Temperature:

Minimum -40°C to Maximum +90°C.  
The cable should not be flexed or bent when either the cable or operating temperature is below the recommended minimum or above the maximum recommended installation temperatures.

Minimum Bend Radius = 6 x Diameter

Plastic clips or ties must not be used as the sole means of support for fire cable.



(\* Aluminium & Copper Foil Screen Options are BASEC and LPCB approved & certified to same performance levels)

