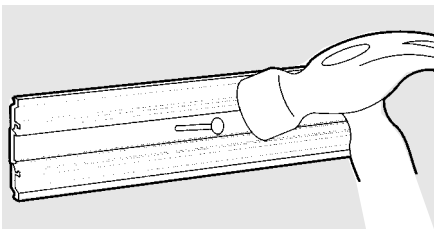
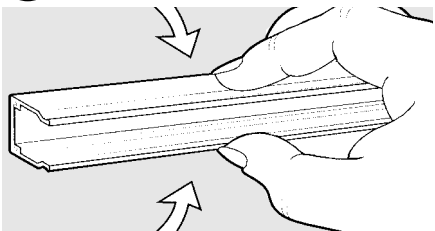


# ① Fix in Flat Form



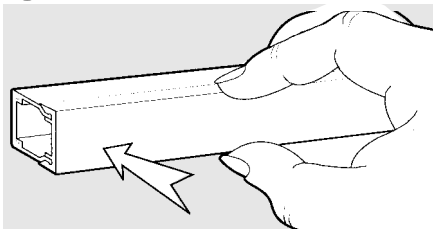
After feeding the trunking from the carton the trunking is cut to length and secured in place using appropriate fixings or self-adhesive backing.

# ② Form Sides



The trunking sides are then folded into position being held securely in place with positive clip action.

# ③ Snap on Lid



For a neat, attractive and above all functional system which is compatible with TLC's range of fittings and socket mounting boxes.