

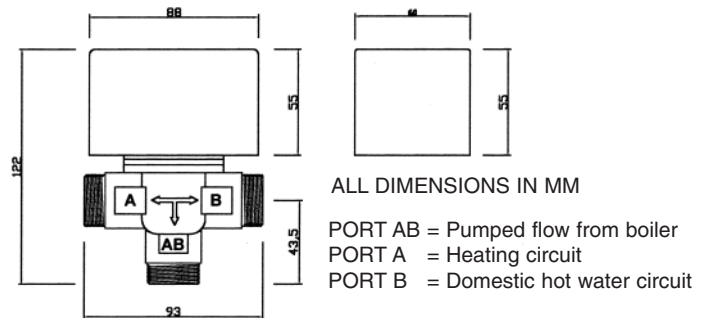


INSTALLATION INSTRUCTIONS MID-POSITION VALVE VAL322MP

VAL322MP is a 3 port spring return mid-position valve with 22mm compression fittings and an auxiliary switch. This is for use on fully pumped systems which when correctly wired with an appropriate room thermostat, cylinder thermostat and programmer will control the water flow from the boiler to either to hot water only, heating only, or to both simultaneously.

SPECIFICATIONS

- Supply voltage 240V. AC 50Hz
- Power consumption: 6W
- Operating temperature range: +5 to +88°C
- Cable length one metre
- Max. differential pressure for 22mm = 1Bar
- Max. static pressure 10.0 Bar
- Max. fluid temperature 100°C
- Max. ambient temperature 52°C



INSTALLATION

Before fitting the valve, read through the plumbing and wiring instructions.

WIRING:

All wiring should be carried out to IEE Regulations

- White - Heating on
- Grey - Hot water off
- Orange - Boiler and Pump
- Blue - neutral
- Green & Yellow - earth

PLUMBING:

When connecting to pipe work do not use the actuator for leverage. Valves should be held by wrench flats on body. Place the AUTO/MAN lever in the MAN position when filling, venting or draining the system

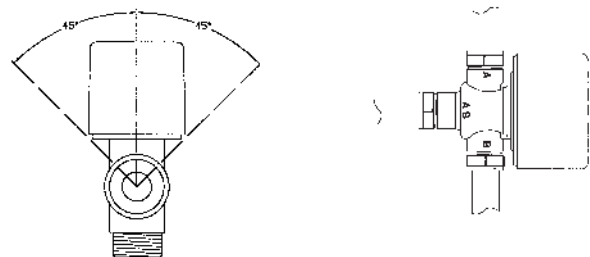
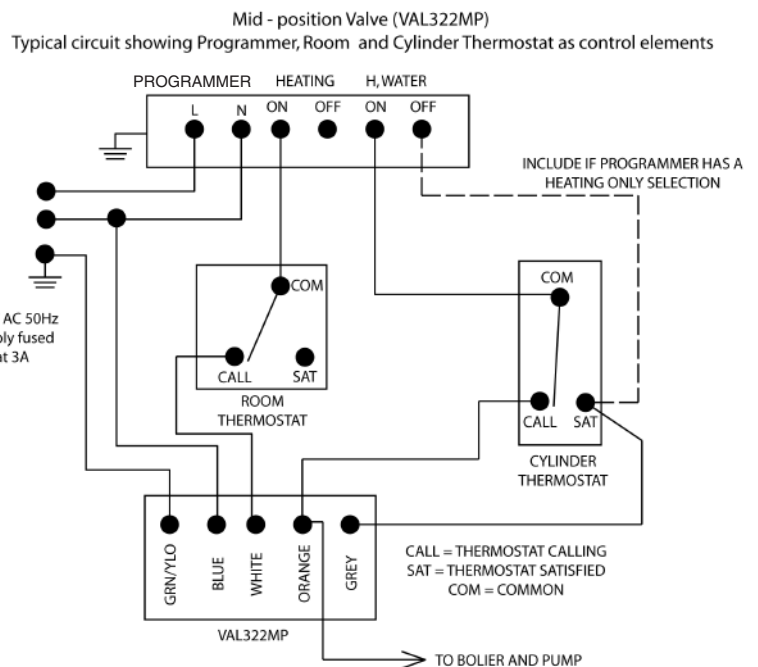
TAKE CARE NOT TO OVERTIGHTEN

MOUNTING OPTIONS:

Valve may be mounted vertically, or horizontally within the limits shown in the diagram.

WARNING

All controls must be earthed. All valves should have a means of disconnection from electrical mains supply which incorporates a contact separation of at least 3mm in all Poles. All wiring must be carried out by a competent Electrician.



TFC GROUP LTD

Tower House, Vale Rise, Tonbridge, Kent, TN9 1TB, Telephone: 01732 359888

Fax: 01732 354445



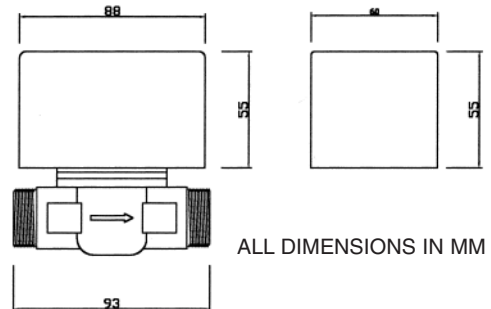
INSTALLATION INSTRUCTIONS

2 PORT ZONE VALVE VAL222MV

VAL222MP is a 2 port spring return zone valve with 22mm compression fittings and an auxiliary switch. This is for general use and on central heating systems which when correctly wired with an appropriate room thermostat, cylinder thermostat and programmer will control the water flow from the boiler to hot water and from boiler to central heating.

SPECIFICATIONS

- Supply voltage 240V. AC 50Hz
- Power consumption: 6W
- Operating temperature range: +5 to +88°C
- Cable length one metre
- Max. differential pressure for 22mm = 1Bar
- Max. static pressure 10.0 Bar
- Max. fluid temperature 100°C
- Max. ambient temperature 52°C



INSTALLATION

Before fitting the valve, read through the plumbing and wiring instructions.

WIRING:

All wiring should be carried out to IEE Regulations

- Brown - live
- Orange - end switch out
- Grey - end switch in
- Blue - neutral
- Green & Yellow - earth

PLUMBING:

When connecting to pipe work do not use the actuator for leverage. Valves should be held by wrench flats on body. Place the AUTO/MAN lever in the MAN position when filling, venting or draining the system

TAKE CARE NOT TO OVERTIGHTEN

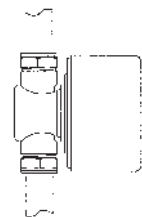
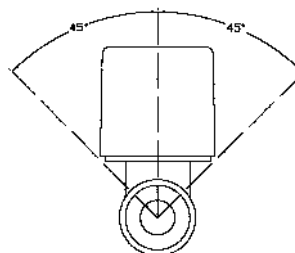
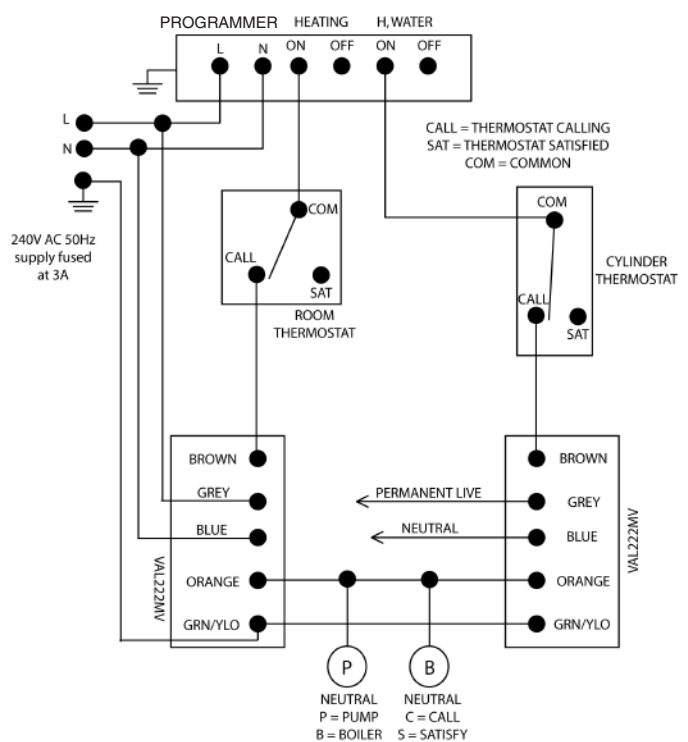
MOUNTING OPTIONS:

Valve may be mounted vertically, or horizontally within the limits shown in the diagram.

WARNING

All controls must be earthed. All valves should have a means of disconnection from electrical mains supply which incorporates a contact separation of at least 3mm in all Poles. All wiring must be carried out by a competent Electrician.

Typical circuit using two zone Valves (VAL322MP)
Typical circuit showing Programmer, Room and Cylinder Thermostat as control elements



TFC GROUP LTD

Tower House, Vale Rise, Tonbridge, Kent, TN9 1TB, Telephone: 01732 359888

Fax: 01732 354445