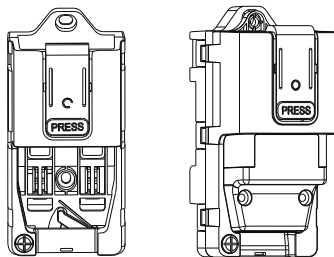


80.00 mm

60.00 mm

QUINETIC**QUDINA**

Quinetic DIN Rail Adaptor

**Installation Instructions**

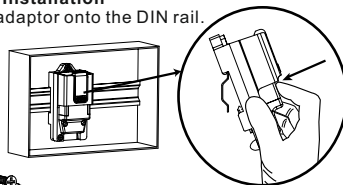
Read all instructions before installation

Product Description

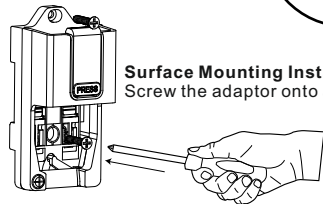
The new Quinetic DIN Rail adaptor enables the easy installation of a Quinetic Receiving controller inside domestic or industrial electrical switchboards with DIN rail or mounted on a flat surface. The adaptor is compatible with standard Quinetic receivers (not including mini receivers).

Installation Methods**DIN Rail Installation***

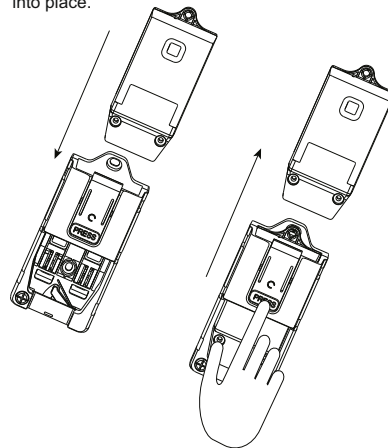
Clip the adaptor onto the DIN rail.

**Surface Mounting Installation**

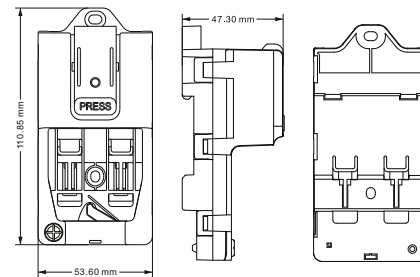
Screw the adaptor onto a flat surface.

**Quinetic Controller Installation**

1. Slide the controller into the adaptor until it clicks into place.



2. Push the "PRESS" button to release the controller. The controller will automatically pop up.

Dimensions**QUINETIC**

*Installing the receiver inside the electric switchboard will not influence the controlling range.

For more information about instructions and troubleshoot please visit www.tlc-direct.co.uk website.