


QURWCS - WiFi Roller Shutter and Curtain Receiver

QURWCS

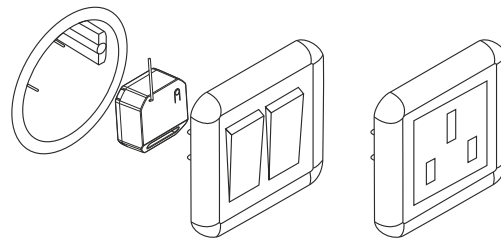


The QURWCS Quinetic Roller Shutter & Curtain receiving controller is used to control roller shutters, curtains or vertical blinds. The receiver can be operated by 2 gang or 3 gang Quinetic wireless switches and it also has a hardwired switch input interface, which supports the traditional shutter/curtains switches for dual or multiple control, in a dual-button mode for the roll-down shutter functions (open, stop and close) or in a dual-button mode for the rotation of the vertical blinds.

The Quinetic Roller Shutter & Curtain receiving controller has a 1.7A inductive load and supports WiFi 2.4Ghz and RF 433MHZ to control roller shutters or curtains using Quinetic switches or phone APP. Using the Kinetic Switch APP, it can be voice controlled and easily programmed for various mood scenes as well as having a timing function. Compatible with Amazon Alexa and Google Home.

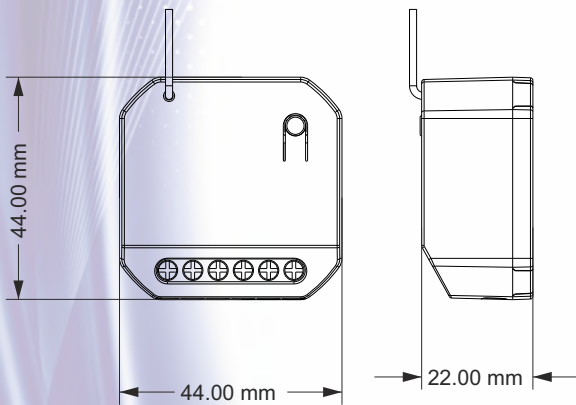
Thanks to its limited dimensions, it can be mounted in the ceiling, wall and electrical socket box.

WiFi

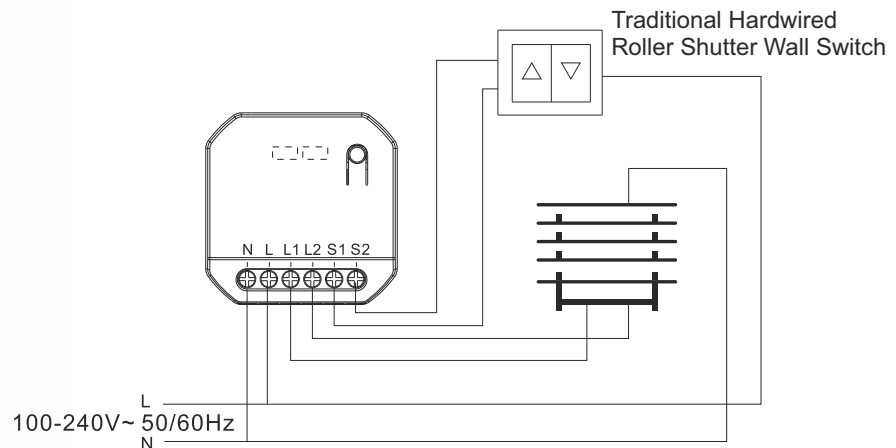


Controls different kinds of roller shutters or curtains, such as window blinds, roller blinds, venetian blinds, etc.

Dimensions:



Wiring Diagram & Terminals:



N: Neutral Input Terminals
 L: Live Input Terminals
 L1: Motor Forward Output
 L2: Motor Reverse Output
 S1: Forward Hardwired Switch Input (Curtain Open)
 S2: Reverse Hardwired Switch Input (Curtain Closed)

Note:
 Supports retractive/push-to-make type traditional hardwired switches only.



Technical Parameters


Product Model	Ultra Small WiFi Roller Shutter and Curtain Wireless Receiver
Operating Voltage	AC 100V-240V 50/60Hz
Power Supply Mode	Live and Neutral cables
Output	Dual channel with LED indicators (Red & Green)
Rated Current	1.7A Inductive Load (374W maximum load 220V~ Input)
Protection Level	IP20
Communication Way	RF 433MHz & WiFi 2.4G
Application	Intelligent lighting control
Operating Distance	80m (outdoors) / 30m (indoors)
ON/OFF Life	≥ 30000 times
Standby Power Consumption	<1W
Storage capacity	10pcs wireless Quinetic 2gang or 3gang switch information
Installation Method	Mounted in the ceiling, wall, etc.
Wiring Method	Screw Terminals
Product Size	L44 * W44 * H22mm
RF Receiving Sensitivity	-110dBm
Operating Temperature	-20°C ~ +55°C
Certifications/Standards	CE / ROHS / EN60669-1:2018 / EN IEC55015:2019

Switch Control Method:

The QURWCS receiver can be controlled by **2 gang** or **3 gang** wireless Quinetic retractive switches, phone APP and also the existing hardwired switches. When pairing with a **2 gang switch**, the left button controls L1 by default and the right button controls L2 by default. When pairing with a **3 gang switch** the middle button will be the pause button by default. Press a button to switch between the two states of rotation and stop. If the button in the opposite direction is pressed during the rotation, it will stop for 1 second and then reverse the rotation.

Smart WiFi APP Remote Control:

Use Kinetic Switch/Smart Life APP to control the roller shutters or curtains from your phone wherever you are.



The Android and iOS app can be used to pair the Quinetic switches to the WiFi receiver and to control the roller shutter or curtains motor. In order to add the receiver to the phone APP, the phone and the receiver must use the same wireless router and a 2.4Ghz network.

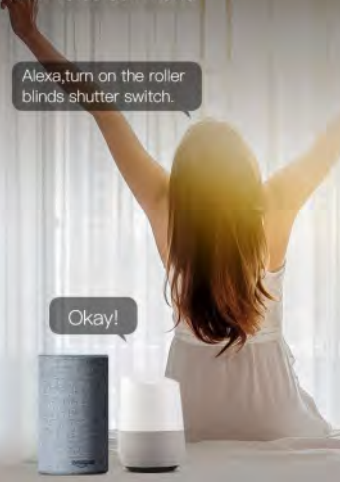


Search **Kinetic Switch** application on your AppStore or Android Market, download and install it on your iOS device (iPhone, iPad) or on your Android device.



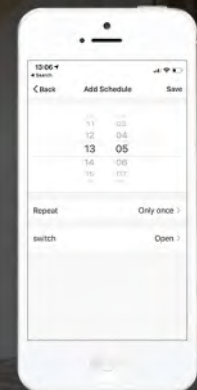
Hands-free Voice Control

Freely control your roller blinds with voice command



Timer and Schedule

Open and close your roller blinds as your own daily timetable. No more worry about forgetting to open or close.



Amazon ALEXA/Google Home compatible:

Search for "Smart Life" skill and add it to the Alexa APP "Smart Home" skills. For Google Home search for "Smart Life" action and add it to Home Control. Enable the skill/action in your Alexa / Google APP and input the username and password used to register the Kinetic switch APP to link it with Alexa/Google APP.



amazon alexa



Google Home

Voice control can be used in Alexa APP or Google Home APP:

- "Alexa/Ok Google, open the [shutter/curtain]"
- "Alexa/Ok Google, close the [shutter/curtain]"
- "Alexa/Ok Google, set [shutter/curtain] to 50 percent"