



Slieve featured in White RAL9016

SLIEVE - HORIZONTAL

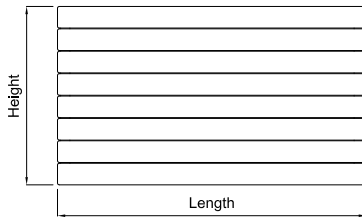
The Slieve radiator is as much of an attractive feature for your room as it is a high output radiator. With a stylish look and exceptional high quality build, the Slieve radiator is designed with sleek lines and smooth contours to complement or be a feature for any room. Slieve horizontal radiators are designed for high heat output and are designed with convector fins.

Features

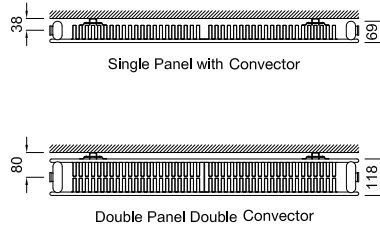
- Available in heights from 288 – 723mm
- Available in 12 lengths 500mm – 2000mm
- Available in single or double panel options
- Also available in vertical option
- Manufactured and tested to BS EN 442
- Durable powder coated in White RAL9016 paint for a brighter, whiter finish
- Full 10-year warranty
- Highlighted product codes available from stock in white
- Available in Standard colours – see page 4
- Also available in over 180 RAL colours, contact your merchant or installer for details. Alternatively visit www.quinn-radiators.com for all of our colour options



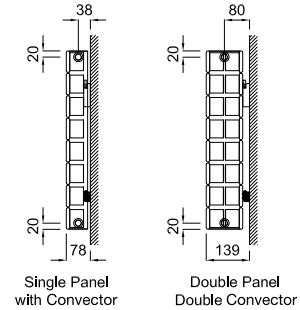
Actual Dimensions



Sieve Horizontal Elevation



Sieve Horizontal Plan



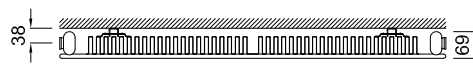
Sieve Horizontal Section

Single Panel Single Convector

Radiator Height (mm)	288	433	505	578	650	723
Water content per linear meter (Ltr)	2.58	4.08	4.8	5.61	6.4	6.84
Fin Height (mm)	288	360	433	505	578	650
Test Pressure	7 Bar					
Operating pressure	5.38 Bar					

Double Panel Double Convector


Radiator Height (mm)	288	433	505	578	650	723
Water content per linear meter (Ltr)	4.77	7.31	8.5	10.16	11.8	13.21
Fin Height (mm)	288	360	433	505	578	650
Test Pressure	7 Bar					
Operating pressure	5.38 Bar					



Single Panel with Convector

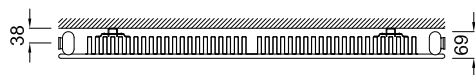
Single Panel Single Convector						
Order Code	Height (mm)	Width (mm)	Rows of Tubes	Watts	BTU	Weight Kg's
QHP1155	288	600	4	311	1061	8.10
QHP1156	288	800	4	414	1413	10.80
QHP1157	288	1000	4	518	1767	13.50
QHP1158	288	1200	4	622	2122	16.20
QHP1159	288	1400	4	725	2474	18.90
QHP112816	288	1600	4	829	2829	21.60
QHP1160	288	1800	4	932	3180	24.30
QHP112820	288	2000	4	1036	3535	27.00
QHP114305	433	500	6	362	1235	8.86
QHP1161	433	600	6	434	1481	10.63
QHP114307	433	700	6	506	1726	12.40
QHP1162	433	800	6	578	1972	14.18
QHP114309	433	900	6	651	2221	15.95
QHP1102	433	1000	6	723	2467	17.72
QHP1163	433	1200	6	868	2962	21.26
QHP1103	433	1400	6	1012	3453	24.81
QHP114316	433	1600	6	1157	3948	28.35
QHP1104	433	1800	6	1301	4439	31.90
QHP114320	433	2000	6	1446	4934	35.44
QHP1164	505	500	7	409	1396	10.35
QHP1115	505	600	7	490	1672	12.42
QHP1165	505	700	7	572	1952	14.49
QHP1116	505	800	7	654	2231	16.56
QHP115009	505	900	7	735	2508	18.63
QHP1112	505	1000	7	817	2788	20.70
QHP115011	505	1100	7	899	3067	22.77
QHP1117	505	1200	7	980	3344	24.84
QHP1113	505	1400	7	1144	3903	28.98
QHP1118	505	1600	7	1307	4459	33.12
QHP1114	505	1800	7	1471	5019	37.26
QHP1119	505	2000	7	1634	5575	41.40

Highlighted product codes available from stock in white



Have you thought of your radiator in Champagne?






Single Panel with Convactor

Single Panel Single Convactor

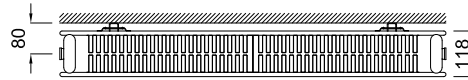
Order Code	Height (mm)	Width (mm)	Rows of Tubes	Watts	BTU	Weight Kg's
QHP1166	578	500	8	459	1566	11.86
QHP1105	578	600	8	551	1880	14.23
QHP1167	578	700	8	643	2194	16.60
QHP1125	578	800	8	734	2504	18.98
QHP1168	578	900	8	826	2818	21.35
QHP1106	578	1000	8	918	3132	23.72
QHP1169	578	1100	8	1010	3446	26.09
QHP1126	578	1200	8	1102	3760	28.46
QHP1107	578	1400	8	1285	4384	33.21
QHP1127	578	1600	8	1469	5012	37.95
QHP1108	578	1800	8	1652	5637	42.70
QHP1170	578	2000	8	1836	6264	47.44
QHP116505	650	500	9	512	1747	13.35
QHP1145	650	600	9	614	2095	16.02
QHP116507	650	700	9	717	2446	18.69
QHP1146	650	800	9	819	2794	21.36
QHP116509	650	900	9	922	3146	24.03
QHP1147	650	1000	9	1024	3494	26.70
QHP116511	650	1100	9	1126	3842	29.37
QHP1148	650	1200	9	1229	4193	32.04
QHP1149	650	1400	9	1434	4893	37.38
QHP1150	650	1600	9	1638	5589	42.72
QHP1151	650	1800	9	1843	6288	48.06
QHP1152	650	2000	9	2048	6988	53.40
QHP1171	723	500	10	569	1941	16.50
QHP1172	723	600	10	683	2330	19.80
QHP1173	723	700	10	797	2719	23.10
QHP1174	723	800	10	910	3105	26.40
QHP1175	723	900	10	1024	3494	29.70
QHP1176	723	1000	10	1138	3883	33.00
QHP1177	723	1100	10	1252	4272	36.30
QHP1178	723	1200	10	1366	4661	39.60
QHP1179	723	1400	10	1593	5435	46.20
QHP1180	723	1600	10	1821	6213	52.80
QHP1181	723	1800	10	2048	6988	59.40
QHP1182	723	2000	10	2276	7766	66.00

Highlighted product codes available from stock in white



Have you thought of your radiator in Matt Iron Oxide?





Double Panel Double Convactor

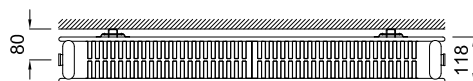
Double Panel Double Convactor						
Order Code	Height (mm)	Width (mm)	Rows of Tubes	Watts	BTU	Weight Kg's
QHP22S07	143	800	2	527	1798	10.94
QHP22S01	143	1000	2	659	2249	13.67
QHP22S08	143	1200	2	791	2699	16.40
QHP22S02	143	1400	2	923	3149	19.14
QHP22S09	143	1600	2	1054	3596	21.87
QHP22S10	143	1800	2	1186	4047	24.61
QHP22S11	143	2000	2	1318	4497	27.34
QHP22S03	288	600	4	682	2327	13.70
QHP22S18	288	800	4	909	3102	18.27
QHP22S04	288	1000	4	1136	3876	22.84
QHP22S15	288	1200	4	1363	4651	27.41
QHP22S05	288	1400	4	1590	5425	31.98
QHP22S16	288	1600	4	1818	6203	36.54
QHP22S06	288	1800	4	2045	6978	41.11
QHP22S17	288	2000	4	2272	7752	45.68
QHP22S4305	433	500	6	728	2484	16.90
QHP22S4306	433	600	6	873	2979	20.27
QHP22S4307	433	700	6	1019	3477	23.65
QHP22S4308	433	800	6	1164	3972	27.03
QHP22S4309	433	900	6	1310	4470	30.41
QHP22S4310	433	1000	6	1455	4964	33.79
QHP22S4312	433	1200	6	1746	5957	40.55
QHP22S4314	433	1400	6	2037	6950	47.31
QHP22S4316	433	1600	6	2328	7943	54.06
QHP22S4318	433	1800	6	2619	8936	60.82
QHP22S4320	433	2000	6	2910	9929	67.58
QHP22S5005	505	500	7	817	2788	19.80
QHP22S5006	505	600	7	980	3344	23.76
QHP22S5007	505	700	7	1144	3903	27.72
QHP22S5008	505	800	7	1307	4459	31.68
QHP22S5009	505	900	7	1471	5019	35.64
QHP22S5010	505	1000	7	1634	5575	39.60
QHP22S5011	505	1100	7	1797	6131	43.56
QHP22S5012	505	1200	7	1961	6691	47.52
QHP22S5014	505	1400	7	2288	7807	55.44
QHP22S5016	505	1600	7	2614	8919	63.36
QHP22S5018	505	1800	7	2941	10035	71.28
QHP22S5020	505	2000	7	3268	11150	79.20

Highlighted product codes available from stock in white



Have you thought of your radiator in Black High Gloss?





Double Panel Double Convactor

Double Panel Double Convactor						
Order Code	Height (mm)	Width (mm)	Rows of Tubes	Watts	BTU	Weight Kg's
QHP22S5705	578	500	8	904	3084	22.75
QHP22S21	578	600	8	1084	3699	27.29
QHP22S5707	578	700	8	1265	4316	31.84
QHP22S22	578	800	8	1446	4934	36.39
QHP22S5709	578	900	8	1626	5548	40.94
QHP22S23	578	1000	8	1807	6165	45.49
QHP22S5711	578	1100	8	1988	6783	50.04
QHP22S24	578	1200	8	2168	7397	54.59
QHP22S25	578	1400	8	2530	8632	63.69
QHP22S26	578	1600	8	2891	9864	72.78
QHP22S5718	578	1800	8	3253	11099	81.88
QHP22S27	578	2000	8	3614	12331	90.98
QHP22S0605	650	500	9	985	3361	25.65
QHP22S30	650	600	9	1181	4030	30.78
QHP22S0607	650	700	9	1378	4702	35.91
QHP22S31	650	800	9	1575	5374	41.04
QHP22S0609	650	900	9	1772	6046	46.17
QHP22S32	650	1000	9	1969	6718	51.30
QHP22S0611	650	1100	9	2166	7390	56.43
QHP22S33	650	1200	9	2363	8063	61.56
QHP22S34	650	1400	9	2757	9407	71.82
QHP22S35	650	1600	9	3150	10748	82.08
QHP22S0618	650	1800	9	3544	12092	92.34
QHP22S36	650	2000	9	3938	13436	102.60
QHP22S7205	723	500	10	1063	3627	28.53
QHP22S39	723	600	10	1276	4354	34.24
QHP22S7207	723	700	10	1488	5077	39.94
QHP22S40	723	800	10	1701	5804	45.65
QHP22S7209	723	900	10	1913	6527	51.35
QHP22S41	723	1000	10	2126	7254	57.06
QHP22S7211	723	1100	10	2339	7981	62.77
QHP22S42	723	1200	10	2551	8704	68.47
QHP22S43	723	1400	10	2976	10154	79.88
QHP22S44	723	1600	10	3402	11608	91.30
QHP22S7218	723	1800	10	3827	13058	102.71
QHP22S45	723	2000	10	4252	14508	114.12

Highlighted product codes available from stock in white



Have you thought of your radiator in Aluminium Silver?

