



SLIEVE - VERTICAL


The Slieve radiator is as much of an attractive feature for your room as it is a high output radiator. With a stylish look and exceptional high quality build, the Slieve vertical radiator is designed with sleek lines and smooth contours to complement or be a feature for any room. With excellent heat outputs you can now have designer style without compromising on quality.

Features

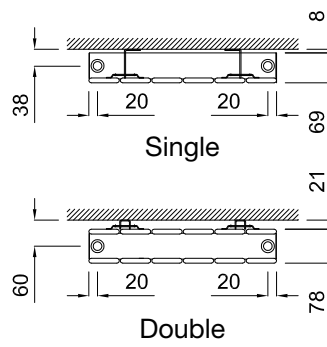
- Available in four heights 1200mm to 2000mm
- Available in up to 8 widths 288mm to 868mm
- Available in single or double vertical panel options
- Also available in horizontal option
- Manufactured and tested to BS EN 442
- Durable powder coated in white RAL9016 paint for a brighter, whiter finish
- Full 10-year warranty
- Highlighted product codes available from stock in white
- Available in Standard colours – see page 4
- Also available in over 180 RAL colours, contact your merchant or installer for details. Alternatively visit www.quinn-radiators.com for all of our colour options.



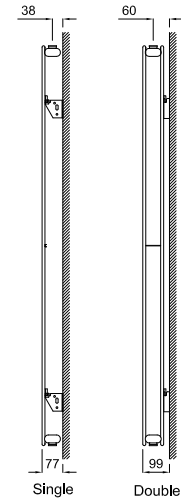
Actual Dimensions



Sieve Vertical Elevation



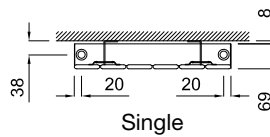
Sieve Vertical Plan



Sieve Vertical Section


Single Panel				
Radiator Height (mm)	1200	1600	1800	2000
Water content per element/tube (Ltr)	0.71	0.85	0.93	1.09
Test Pressure	7 Bar			
Operating pressure	5.38 Bar			

Double Panel				
Radiator Height (mm)	1200	1600	1800	2000
Water content per element/tube (Ltr)	1.46	1.96	2.2	2.44
Test Pressure	7 Bar			
Operating pressure	5.38 Bar			



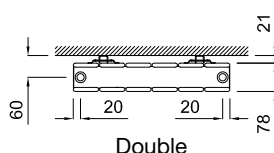
Single Panel - White						
Order Code	Height (mm)	Width (mm)	Rows of Tubes	Watts	BTU	Weight Kg's
QV101243W	1200	433	6	623	2126	15.29
QV101250W	1200	505	7	716	2443	17.83
QV1043W	1600	288	4	559	2211	13.28
QV101636W	1600	360	5	686	2341	16.49
QV1044W	1600	433	6	811	2767	19.92
QV1016W	1600	505	7	933	3183	23.24
QV1017W	1600	578	8	1056	3603	26.56
QV1018W	1600	650	9	1175	4009	29.88
QV1019W	1600	723	10	1294	4415	33.20
QV1021W	1600	868	12	1533	5231	39.84
QV1045W	1800	288	4	625	2470	14.80
QV101836W	1800	360	5	765	2610	18.37
QV1013W	1800	433	6	906	3091	22.20
QV1022W	1800	505	7	1042	3555	25.90
QV1014W	1800	578	8	1178	4019	29.60
QV1023W	1800	650	9	1311	4473	33.30
QV1015W	1800	723	10	1445	4930	37.00
QV1025W	1800	868	12	1712	5841	44.40
QV1001W	2000	288	4	690	2354	16.32
QV102036W	2000	360	5	845	2883	20.26
QV1002W	2000	433	6	1000	3412	24.48
QV1012W	2000	505	7	1151	3927	28.56
QV1004W	2000	578	8	1302	4442	32.64
QV1003W	2000	650	9	1449	4944	36.72
QV1005W	2000	723	10	1596	5446	40.80
QV1026W	2000	795	11	1740	5937	44.88
QV1006W	2000	868	12	1890	6449	48.96

Highlighted product codes available from stock in white



Have you thought of your radiator in Matt Charcoal?





Double Panel - White

Order Code	Height (mm)	Width (mm)	Rows of Tubes	Watts	BTU	Weight Kg's
QV201243W	1200	433	6	966	3296	28.85
QV201250W	1200	505	7	1110	3787	33.64
QV2033W	1600	288	4	865	2951	25.16
QV201636W	1600	360	5	1059	3613	31.23
QV2034W	1600	433	6	1252	4272	37.74
QV2006W	1600	505	7	1440	4913	44.03
QV2007W	1600	578	8	1627	5551	50.32
QV2008W	1600	650	9	1810	6176	56.61
QV2009W	1600	723	10	1993	6800	62.90
QV2011W	1600	868	12	2359	8049	75.48
QV201828W	1800	288	4	963	3286	27.93
QV201836W	1800	360	5	1179	4023	34.91
QV2036W	1800	433	6	1394	4756	42.18
QV2012W	1800	505	7	1603	5469	49.21
QV2013W	1800	578	8	1811	6179	56.24
QV2014W	1800	650	9	2014	6872	63.27
QV2015W	1800	723	10	2218	7568	70.30
QV2017W	1800	868	12	2626	8960	84.36
QV2001W	2000	288	4	1061	3620	31.12
QV202036W	2000	360	5	1299	4432	38.63
QV2002W	2000	433	6	1535	5237	46.68
QV2018W	2000	505	7	1765	6022	54.46
QV2004W	2000	578	8	1994	6804	62.24
QV2003W	2000	650	9	2218	7568	70.02
QV2005W	2000	723	10	2443	8336	77.80
QV2019W	2000	795	11	2662	9083	85.58
QV2020W	2000	868	12	2891	9864	93.36

Highlighted product codes available from stock in white



Have you thought of your radiator in Black Quartz?

