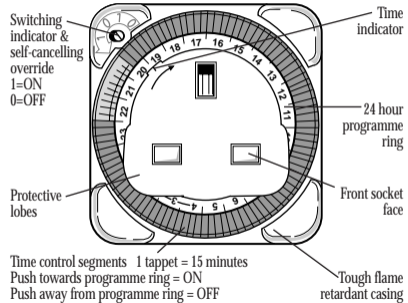


TS830 24 Hour Segment Timeswitch



Setting Instructions

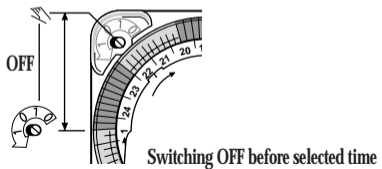
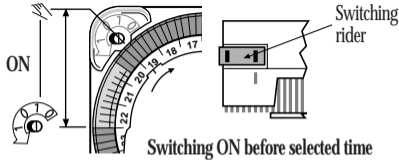
Turn the segment dial clockwise until the correct time of day is showing directly above the time indicator (the illustration shows 19.30 hours).

Decide what time you would like the time controller to switch your appliance ON and OFF. Simply push the segment tappets towards the time ring to set your ON times and away from the time ring for your OFF times. (The illustration above shows the time controller set to switch ON at 20.00 hours and OFF at 22.30 hours). These settings automatically operate the switching indicator when the time controller is in its operating condition. The switching indicator will show the switching condition 1=ON. 0= OFF. Minimum setting intervals = 15 minutes (one tappet segment). Minimum time between settings = 15 minutes.

Check your programme by manually turning the segment dial through a 24 hour cycle. Remember to re-set the dial back to the correct time of day. Simply plug the time controller into a socket and plug the appliance into the time controller. Switch on the socket and the appliance. The time controller is now in its operating condition.

Manual Override

You can switch your appliance ON and OFF at any time by using the self-cancelling switching rider on the top left of the unit. Simply turn anti-clockwise so the switching indicator on the front of the unit is positioned to either the 1=ON or 0=OFF position as illustrated. The override automatically cancels when the next ON/OFF programme operates.



HELPLINE
0181-450-8944

TIME GUARD
LIMITED

For a product brochure please contact:
Timeguard Ltd.
Apsley Way, London NW2 7UR

Manufactured in Malaysia 67-058-39

Points to note:

- The segment dial can be turned even when the time controller is operating.
- In case of power failure, re-adjust the time controller to the correct time of day, turning the dial in a clockwise direction.

Important

This time controller is recommended for general domestic appliances up to 13 amp resistive or 5 amp inductive rating. Certain washing machines eg those with built-in delay timers and some electronic machines require permanently connected power and they cannot use this time controller.

Specifications

Operating Temp: 0°C to 40°C
Operating Voltage: 220-240V AC 50Hz
Switch Rating: 240V AC 13 amp resistive (3kW)
5 amp inductive
Conforms to Directives: 73/23/EEC & 89/336/EEC



**24 HOUR
SEGMENT
TIMESWITCH**
Cat No. TS830

TIME GUARD
LIMITED

OPERATING INSTRUCTIONS