

Natural stone heaters

Heat source with natural appeal.

A natural stone heater is ideal as a stylish supplementary heater or for providing heat during spring/autumn, in bathrooms and living spaces.

The most important features

Stylish supplementary and spring/autumn heater

Six designs to choose from

Pleasant radiated heat

Can be installed as landscape or portrait


Maintenance-free and free from wear and tear


Wide output range of 0.35 to 1.65 kW

Overheating protection


Hoseproof to IP 25

Heating conductor inside a duct system milled into the back





Type				
Type	MHG 35 E	MHG 65 E	MHG 85 E	MHG 115 E
Part no.	233642	233643	233644	233645
Connected load	0,35 kW	0,65 kW	0,85 kW	1,15 kW
Height	400 mm	400 mm	500 mm	600 mm
Width	600 mm	1000 mm	1000 mm	1000 mm
Depth	70 mm	70 mm	70 mm	70 mm
Specification				
Design	Galaxis	Galaxis	Galaxis	Galaxis
Natural stone	Dolomite marble	Dolomite marble	Dolomite marble	Dolomite marble
Power connection	1/N ~ 230 V	1/N ~ 230 V	1/N ~ 230 V	1/N ~ 230 V
Frequency	50/60 Hz	50/60 Hz	50/60 Hz	50/60 Hz
Rated current	1,50 A	2,80 A	3,70 A	5 A
Weight	21 kg	35 kg	44 kg	52 kg
IP-Rating	IP25	IP25	IP25	IP25
Protection class	II	II	II	II



Type				
Type	MHG 145 E	MHG 165 E	MHJ 35 E	MHJ 65 E
Part no.	233646	233647	233648	233649
Connected load	1,45 kW	1,65 kW	0,35 kW	0,65 kW
Height	600 mm	600 mm	400 mm	400 mm
Width	1250 mm	1350 mm	600 mm	1000 mm
Depth	70 mm	70 mm	70 mm	70 mm
Specification				
Design	Galaxis	Galaxis	Jura	Jura
Natural stone	Dolomite marble	Dolomite marble	Marbled limestone	Marbled limestone
Power connection	1/N ~ 230 V	1/N ~ 230 V	1/N ~ 230 V	1/N ~ 230 V
Frequency	50/60 Hz	50/60 Hz	50/60 Hz	50/60 Hz
Rated current	6,30 A	7,20 A	1,50 A	2,80 A
Weight	62 kg	70 kg	21 kg	35 kg
IP-Rating	IP25	IP25	IP25	IP25
Protection class	II	II	II	II



Type	MHJ 85 E	MHJ 115 E	MHJ 145 E	MHJ 165 E
Type	MHJ 85 E	MHJ 115 E	MHJ 145 E	MHJ 165 E
Part no.	233650	233651	233652	233653
Connected load	0,85 kW	1,15 kW	1,45 kW	1,65 kW
Height	500 mm	600 mm	600 mm	600 mm
Width	1000 mm	1000 mm	1250 mm	1350 mm
Depth	70 mm	70 mm	70 mm	70 mm
Specification				
Design	Jura	Jura	Jura	Jura
Natural stone	Marbled limestone	Marbled limestone	Marbled limestone	Marbled limestone
Power connection	1/N ~ 230 V	1/N ~ 230 V	1/N ~ 230 V	1/N ~ 230 V
Frequency	50/60 Hz	50/60 Hz	50/60 Hz	50/60 Hz
Rated current	3,70 A	5 A	6,30 A	7,20 A
Weight	44 kg	52 kg	62 kg	70 kg
IP-Rating	IP25	IP25	IP25	IP25
Protection class	II	II	II	II



Type	MHS 35 E	MHS 65 E	MHS 85 E	MHS 115 E
Type	MHS 35 E	MHS 65 E	MHS 85 E	MHS 115 E
Part no.	233654	233655	233656	233657
Connected load	0,35 kW	0,65 kW	0,85 kW	1,15 kW
Height	400 mm	400 mm	500 mm	600 mm
Width	600 mm	1000 mm	1000 mm	1000 mm
Depth	70 mm	70 mm	70 mm	70 mm
Specification				
Design	Sahara	Sahara	Sahara	Sahara
Natural stone	Marbled limestone	Marbled limestone	Marbled limestone	Marbled limestone
Power connection	1/N ~ 230 V	1/N ~ 230 V	1/N ~ 230 V	1/N ~ 230 V
Frequency	50/60 Hz	50/60 Hz	50/60 Hz	50/60 Hz
Rated current	1,50 A	2,80 A	3,70 A	5 A
Weight	21 kg	35 kg	44 kg	52 kg
IP-Rating	IP25	IP25	IP25	IP25
Protection class	II	II	II	II






Type	MHS 145 E	MHS 165 E	MHP 35 E	MHP 65 E
Type	MHS 145 E	MHS 165 E	MHP 35 E	MHP 65 E
Part no.	233658	233659	233660	233661
Connected load	1,45 kW	1,65 kW	0,35 kW	0,65 kW
Height	600 mm	600 mm	400 mm	400 mm
Width	1250 mm	1350 mm	600 mm	1000 mm
Depth	70 mm	70 mm	70 mm	70 mm
Specification				
Design	Sahara	Sahara	Galaxis	Galaxis
Natural stone	Marbled limestone	Marbled limestone	Dolomite marble	Dolomite marble
Power connection	1/N ~ 230 V	1/N ~ 230 V	1/N ~ 230 V	1/N ~ 230 V
Frequency	50/60 Hz	50/60 Hz	50/60 Hz	50/60 Hz
Rated current	6,30 A	7,20 A	1,50 A	2,80 A
Weight	62 kg	70 kg	21 kg	35 kg
IP-Rating	IP25	IP25	IP25	IP25
Protection class	II	II	II	II






Type	MHP 85 E	MHP 115 E	MHP 145 E	MHP 165 E
Type	MHP 85 E	MHP 115 E	MHP 145 E	MHP 165 E
Part no.	233662	233663	233664	233665
Connected load	0,85 kW	1,15 kW	1,45 kW	1,65 kW
Height	500 mm	600 mm	600 mm	600 mm
Width	1000 mm	1000 mm	1250 mm	1350 mm
Depth	70 mm	70 mm	70 mm	70 mm
Specification				
Design	Galaxis	Galaxis	Galaxis	Galaxis
Natural stone	Dolomite marble	Dolomite marble	Dolomite marble	Dolomite marble
Power connection	1/N ~ 230 V	1/N ~ 230 V	1/N ~ 230 V	1/N ~ 230 V
Frequency	50/60 Hz	50/60 Hz	50/60 Hz	50/60 Hz
Rated current	3,70 A	5 A	6,30 A	7,20 A
Weight	44 kg	52 kg	62 kg	70 kg
IP-Rating	IP25	IP25	IP25	IP25
Protection class	II	II	II	II



Type	SPH 35 E	SPH 65 E	SPH 85 E	SPH 115 E
Type	SPH 35 E	SPH 65 E	SPH 85 E	SPH 115 E
Part no.	233666	233667	233668	233669
Connected load	0,35 kW	0,65 kW	0,85 kW	1,15 kW
Height	400 mm	400 mm	500 mm	600 mm
Width	600 mm	1000 mm	1000 mm	1000 mm
Depth	70 mm	70 mm	70 mm	70 mm
Specification				
Design	Soapstone	Soapstone	Soapstone	Soapstone
Natural stone	Soapstone	Soapstone	Soapstone	Soapstone
Power connection	1/N ~ 230 V	1/N ~ 230 V	1/N ~ 230 V	1/N ~ 230 V
Frequency	50/60 Hz	50/60 Hz	50/60 Hz	50/60 Hz
Rated current	1,50 A	2,80 A	3,70 A	5 A
Weight	21 kg	35 kg	44 kg	52 kg
IP-Rating	IP25	IP25	IP25	IP25
Protection class	II	II	II	II



Type	SPH 145 E	SPH 165 E	MHV 35 E	MHV 65 E
Type	SPH 145 E	SPH 165 E	MHV 35 E	MHV 65 E
Part no.	233670	233671	233672	233673
Connected load	1,45 kW	1,65 kW	0,35 kW	0,65 kW
Height	600 mm	600 mm	400 mm	400 mm
Width	1250 mm	1350 mm	600 mm	1000 mm
Depth	70 mm	70 mm	70 mm	70 mm
Specification				
Design	Soapstone	Soapstone	Varios	Varios
Natural stone	Soapstone	Soapstone	Dolomite marble	Dolomite marble
Power connection	1/N ~ 230 V	1/N ~ 230 V	1/N ~ 230 V	1/N ~ 230 V
Frequency	50/60 Hz	50/60 Hz	50/60 Hz	50/60 Hz
Rated current	6,30 A	7,20 A	1,50 A	2,80 A
Weight	62 kg	70 kg	21 kg	35 kg
IP-Rating	IP25	IP25	IP25	IP25
Protection class	II	II	II	II



Type			
Type	MHV 85 E	MHV 145 E	MHV 165 E
Part no.	233674	233676	233677
Connected load	0,85 kW	1,45 kW	1,65 kW
Height	500 mm	600 mm	600 mm
Width	1000 mm	1250 mm	1350 mm
Depth	70 mm	70 mm	70 mm
Specification			
Design	Varios	Varios	Varios
Natural stone	Dolomite marble	Dolomite marble	Dolomite marble
Power connection	1/N ~ 230 V	1/N ~ 230 V	1/N ~ 230 V
Frequency	50/60 Hz	50/60 Hz	50/60 Hz
Rated current	3,70 A	6,30 A	7,20 A
Weight	44 kg	62 kg	70 kg
IP-Rating	IP25	IP25	IP25
Protection class	II	II	II