

Product selected: CMI-TD 150W/WDL UVS

CMI lamps are a new family of compact metal halide lamps incorporating a ceramic discharge arc tube which ensures improved performance, colour uniformity and stable colour throughout lamp life.

Applications

- Indoor lighting: shop wall, floor and window displays, offices, hotel lobbies, etc.
- Outdoor lighting: decorative architectural and accent lighting

Features

- Superior colour rendering
- Colour stability and uniformity
- High luminous efficacy
- UV stop
- Retrofit for quartz equivalent types


Directions for use

- External ignitor only
- Only use in luminaire fitted with a protective cover glass

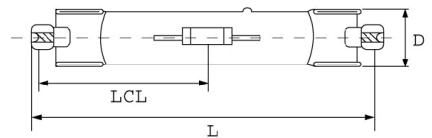
Product Attributes

Item description	CMI-TD 150W/WDL UVS
Ordering Code	0020309
EAN code	5410288203096
Packing Quantity	12
Wattage (W)	146
Voltage (V)	95
Cap	RX7s-24
Max. Over. Length (mm)	135.4
Diameter (mm)	25
Light output (lm)	13500
Current (A)	1.82
Bulb finish	clear
Colour Temp (K)	3000

Product Image

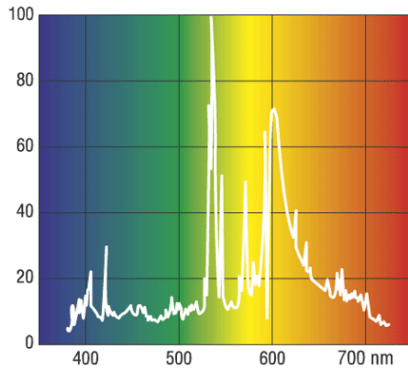


Line Drawing



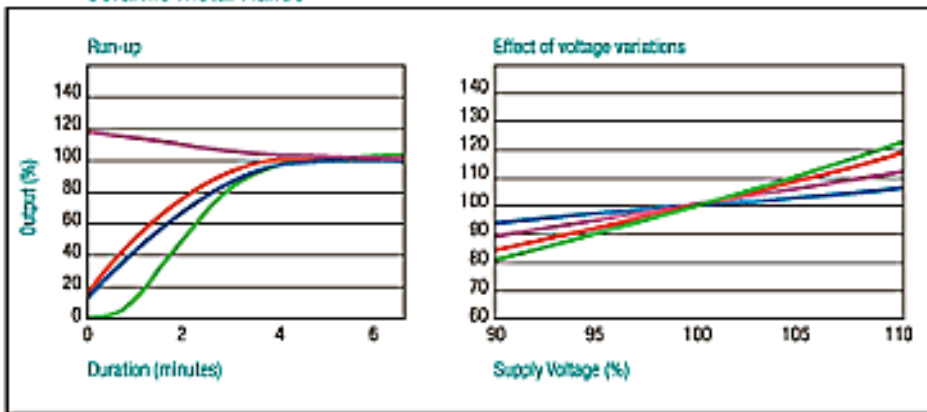
Burning Position

Spectral Diagram



Run-up Characteristics

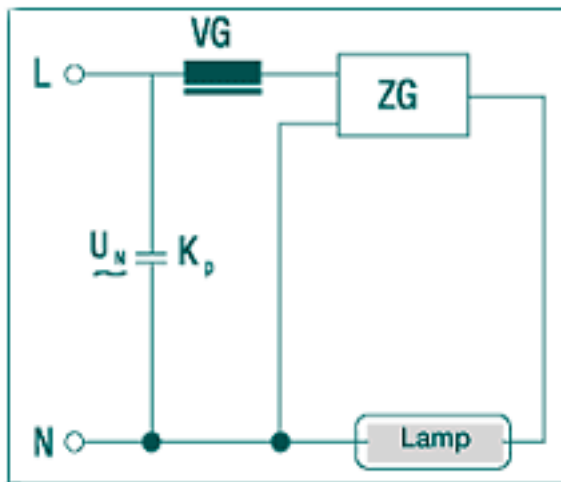
Ceramic Metal Halide



Re-start time when hot
 TD versions: immediate with appropriate start up system
 T, TC versions: up to 10 minutes

■ Lamp Voltage
 ■ Lamp Current
 ■ Lamp Power
 ■ Luminous Flux

Circuit Diagram



L Live conductor L₁, L₂, L₃
 N Neutral conductor
 U_N power supply voltage 230V~
 (400V~ for HSI-T 2000V)
 VG ballast
 K_p lead capacitor
 ZG start-up system
 K_z start-up capacitor
 ST stray field transformer
 CWA constant wattage autotransformer