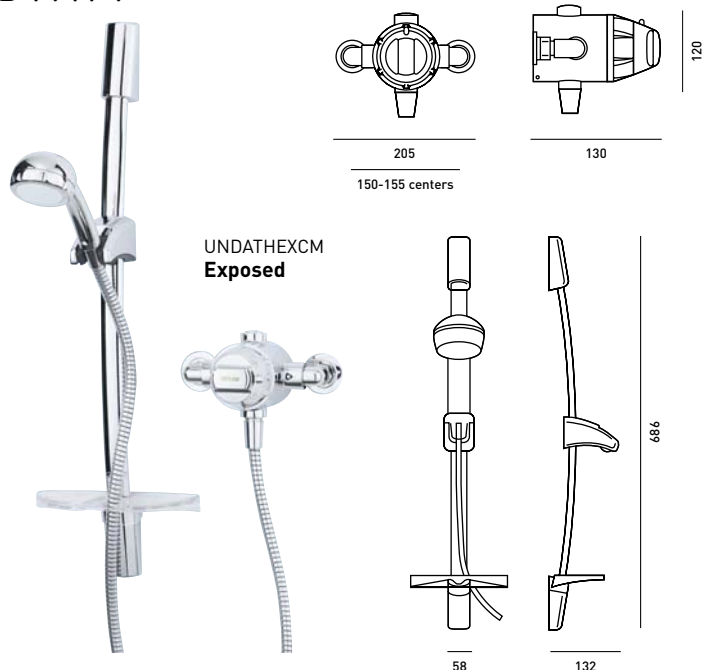
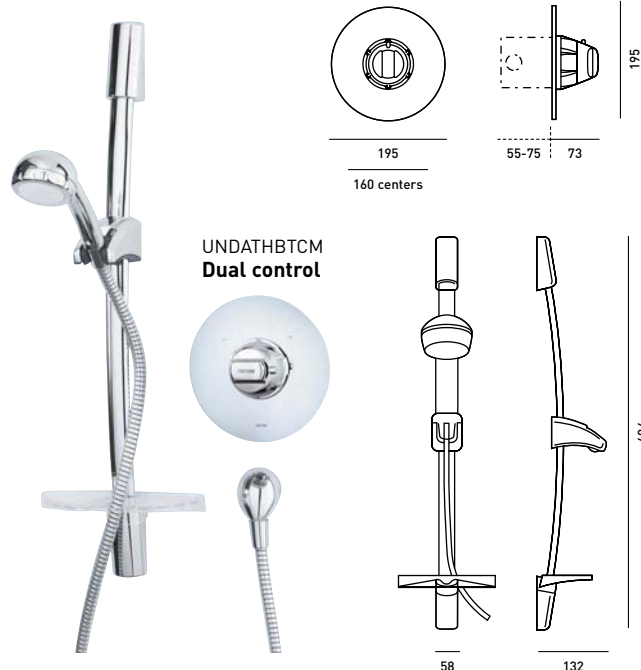


# DART



UNDATHEXCM  
Exposed



UNDATHTCM  
Dual control

<b>Mixer valve type</b>	Thermostatic
<b>Operation</b>	Dual control
<b>Pressure range</b>	0.1 bar - 5 bar
<b>Maximum static pressure</b>	10 bar
<b>Minimum flow required to both inlets</b>	8 litres per minute
<b>Plumbing system</b>	All, nominally equal pressures
<b>Connections: Inlet</b>	1/2" BSP
<b>Connections: Outlet</b>	1/2" BSP bottom
<b>Water supplies</b>	Rising, falling or rear entry via swivel inlet elbows

<b>Mixer valve type</b>	Thermostatic
<b>Operation</b>	Dual control
<b>Pressure range</b>	0.1 bar - 5 bar
<b>Maximum static pressure</b>	10 bar
<b>Minimum flow required to both inlets</b>	8 litres per minute
<b>Plumbing system</b>	All, nominally equal pressures
<b>Connections: Inlet</b>	1/2" BSP
<b>Connections: Outlet</b>	Flat face union fittings
<b>Water supplies</b>	Rising, falling or rear entry

# BAR MIXER INLET FITTINGS


There are three types of inlet fittings available for bar mixers as shown below:



**Dog leg** - standard on Exe and Aire.



**Straight** - standard on Nene and Tyne.  
Available as an optional extra for Exe and Aire.  
UNPIPCON



**Bar Bracket** - available as an optional extra for all bar mixers, or to wall mount any bath/shower mixers.  
UNBMXBKT

To contact Triton's Unichrome Customer Service Department please call **08700 678 678**

**Brochure Request Line** Tel: +44 (0) 24 7632 4460  
**Sales Order Processing** Tel: +44 (0) 24 7632 4470