

# CF20 Premier

## Features:

- Pressure developing, centrifugal extract fans suitable for wall, ceiling and window mounting (using glass mounting kit GMK)
- Stylish design and white appearance to complement and blend with modern decor.
- 'Room Size Selector' matches exact performance to room size for improved efficiency.
- Integral air operated back draught shutter.
- Overrun timer version available.
- Automatic operation controlled by adjustable humidistat.
- Two minute delay start facility on CF20 and LVCF20.
- Mechanical 'Trickle' vent facility.
- Totally enclosed, lubricated for life motors.
- BEAB approved.
- Safety Extra Low Voltage versions available.
- Side entry duct for flat ducting applications.
- Easy cleaning and maintenance.
- Conforms to Building Regulations Part F1 Mechanical Ventilation for toilets, bathrooms and utility rooms.
- 3 year guarantee (UK).



## Benefits:

Low voltage models recommended for use directly above bath or shower.

## Performance:

- Integral pull cord switch to override automatic mode.
- Selectable 'Trickle' ventilation.
- Selectable delay run timer

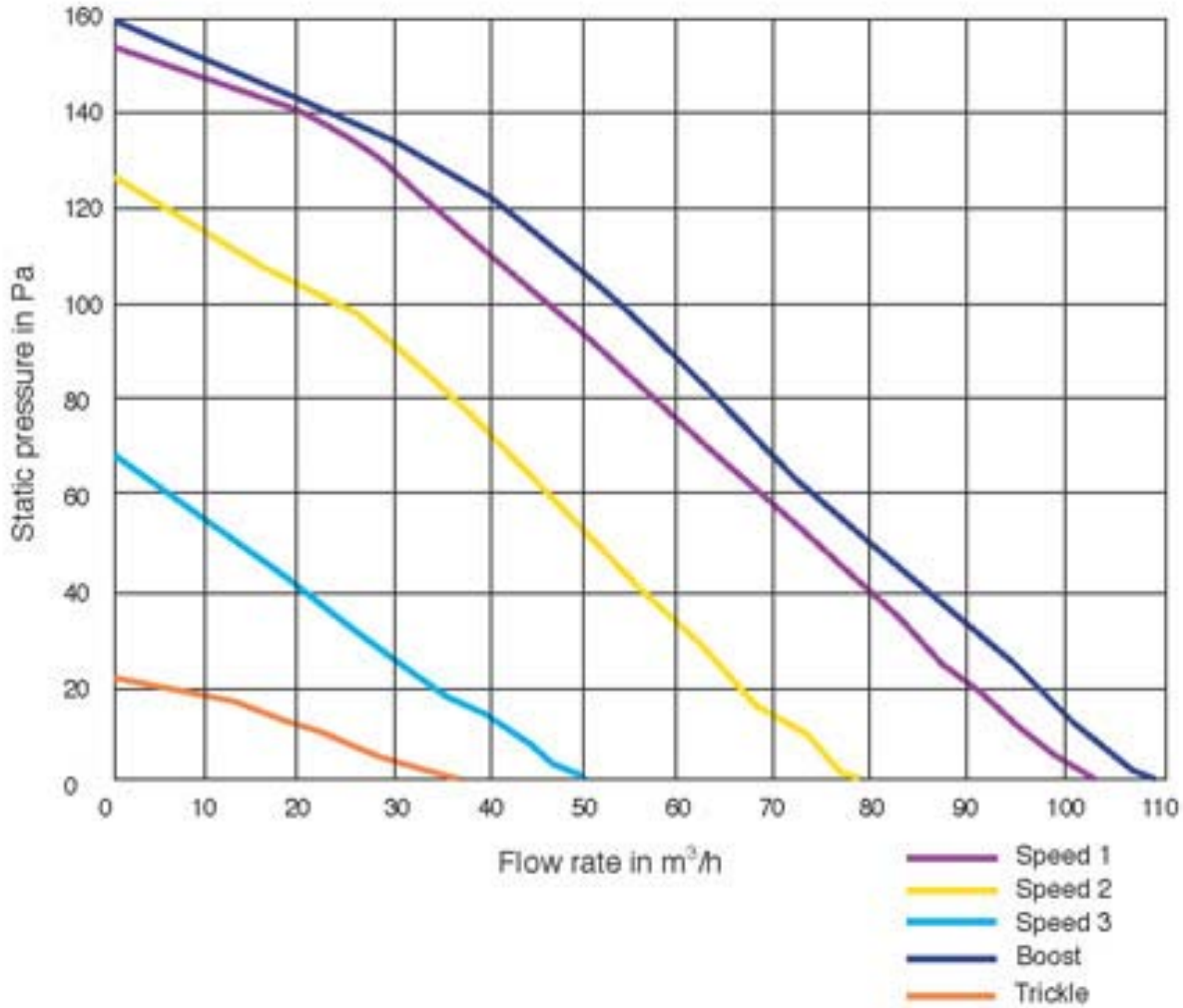
Air Flow at FID (m <sup>3</sup> /h):	106 (29.44 l/s)
Extraction (m <sup>3</sup> /h):	95 (26.39 l/s)
I.P. Rating:	X5
Bathroom Zones:	1,2&3
RPM:	2400
Max Ambient Temperature:	40
Frequency (Hz):	50
Power (W):	25
Ducting Dia. (mm):	100 (3.94 inches)
Voltage:	240V
Mounting:	Wall, Window, Ceiling Mounted, Ducted
Usage:	Utility, Bathroom, Shower Room, Toilet, en Suite, Hotel

LVCF20 Premier:	Humidistat, Pull Cord, Automatic, Thermal Cut Out, Low Voltage
CF20T Premier:	Humidistat, Timer, Pull Cord, Automatic, Thermal Cut Out, Delay Timer
LVCF20T Premier:	Humidistat, Timer, Pull Cord, Automatic, Thermal Cut Out, Delay Timer, Low Voltage

# CF20 Premier

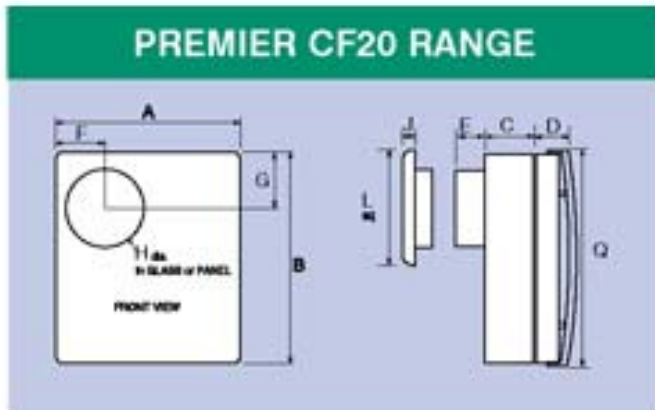
## Performance

CF20, CF20T, LVCF20, LVCF20T



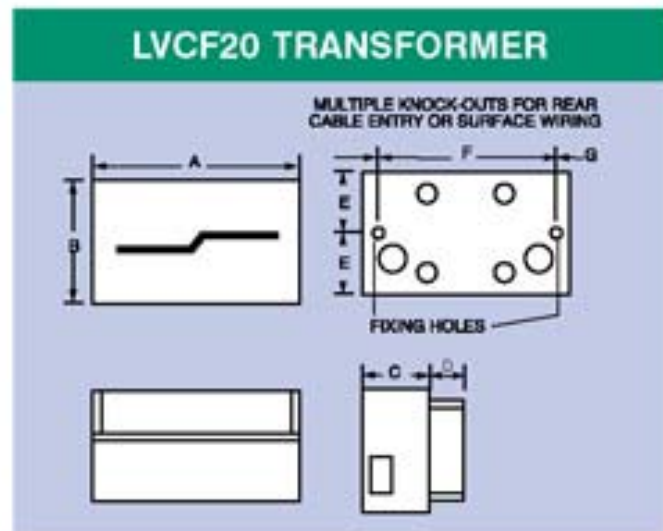
# CF20 Premier

## Dimensions



A	222	B	252	C	62	D	56
E	40	F	66	G	66	J	13
L	150	Q	256				
H Dia Wall/Ceiling	92	Window	120				
Ducting	100						
Weight (kg)							
CF20	1.75	LVCF20	2.15				

All dimensions in mm



Supplied with 12 volt products

A	145.5	B	93.8	C	45	D	33.8
E	46.9	F	120.6	G	12.3		
Weight (kg)	1.4						

All dimensions in mm