

ANCILLARY PRODUCTS



Order code: **CESO**

Sockets for plug-in ceiling controls

Ceiling socket: **CESO**

For use with DANLERS plug-in ceiling controls. Can be mounted on a BESA box.

Wiring diagram: see diagram 8 below

Dimensions: 74 diameter x 13mm

Also available as a square socket.

Ceiling socket: **CESO SQ**

Can be mounted on a square pattress box.

Wiring diagram: see diagram 8 below

Dimensions: 87 x 87 x 13mm



Order code: **CESO SQ**



Order code: **CESL or CE2SL**

Slave relays for plug-in ceiling controls

Ceiling socket with slave relay: **CESL**

Ceiling socket with slave relay with isolated changeover contacts. Enables the switching of an additional circuit with its own supply, e.g. the corridor lights outside an office; or a separate low voltage control circuit.

Wiring diagram: see diagram 9 below

Dimensions: 87 x 87 x 41mm

Ceiling socket with double slave relay: **CE2SL**

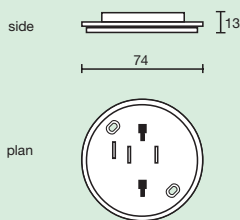
Ceiling socket with a double slave relay with isolated changeover contacts. Enables the switching of two additional circuits, each with its own supply, e.g. the corridor lights outside an office, plus the extractor fans inside the office. Also ideal for controlling two separate low voltage control circuits.

Wiring diagram: see diagram 10 below

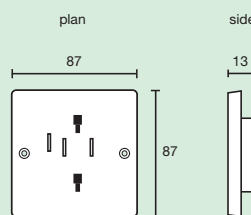
Dimensions: 87 x 87 x 41mm

Dimensions in mm

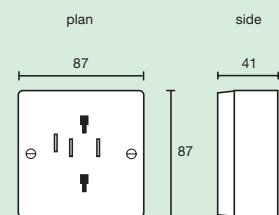
Ceiling socket (CESO)



Ceiling socket (CESO SQ)

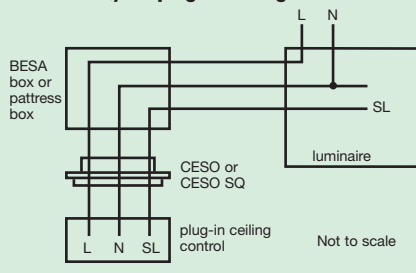


Ceiling slave relays (CESL / CE2SL)

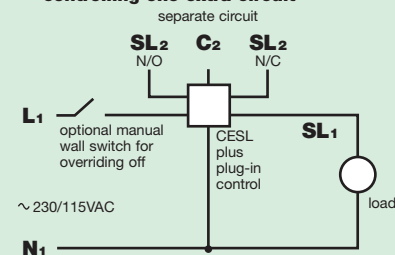


Wiring diagrams

8. Ceiling mounted socket (CESO or CESO SQ) for plug-in ceiling controls



9. Plug-in control plus slave relay with volt free changeover contacts (CESL) controlling one extra circuit



10. Plug-in control plus double slave relay with volt free changeover contacts (CE2SL) controlling two extra circuits

