

WALL-DOG® COUNTERSUNK & PAN HEAD SCREW ANCHORS

PRODUCT DESCRIPTION

- An all steel, tension free, one piece threaded fastener
- Used to fasten various fixture directly to drywall, wood, concrete, sand-lime stone or brickwork
- No plug needed
- No pre-drilling required in wood, chipwood or gypsum board
- Patented Technology

GENERAL APPLICATIONS AND USES

- Light to medium duty applications including:
- Curtain tracks
 - Electrical sockets and switches, trunking, back boxes and conduit
 - Installing fire clips



COUNTERSUNK



PAN HEAD



BASE MATERIAL: UNIVERSAL



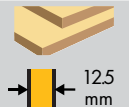
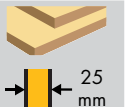
Cat No.	Description	Head Colour	Length [mm]	Head Size [mm]	Max ffix [mm]	Box Quantity	Carton Quantity
DFM424000P	Wall-Dog Countersunk Head 32 - Chrome	Chrome	32	8	5	1x100	20x100
DFM424015P	Wall-Dog Countersunk Head 32 - White Head	White	32	8	5	1x100	20x100
DFM425000P	Wall-Dog Pan Head 32 - Chrome	Chrome	32	8	5	1x100	20x100
DFM425005P	Wall-Dog Pan Head 32 - White Head	White	32	8	5	1x100	20x100

INSTALLATION INSTRUCTIONS

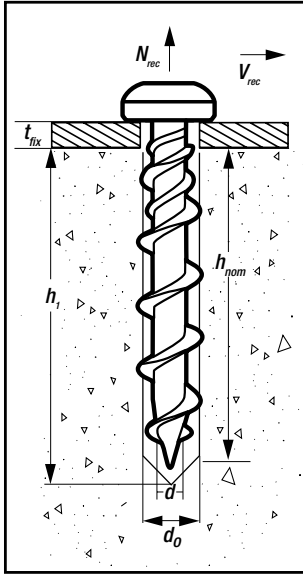
Hollow Base Materials	Solid Base Materials	Other Base Materials (No Drilling Required*)
		<p>*Not suitable in single gypsum board</p>

WALL-DOG® COUNTERSUNK & PAN HEAD SCREW ANCHORS

RECOMMENDED LOAD

Description	h_{nom} [mm]	d_o [mm]	t_{fix} [mm]	C20/25		 125 mm		 25 mm	
				N_{rec} [kN]	V_{rec} [kN]	N_{rec} [kN]	N_{rec} [kN]		
Wall-Dog Countersunk Head 32 - both styles	29	5*	3	0.3	0.3	0.1	0.2	0.1	0.2
Wall-Dog Pan Head 32 - both styles	29	5*	3	0.3	0.3	0.1	0.2	0.1	0.2

*4mm pre-drilled hole may be required in some masonry materials. Site test is recommended to determine suitability.



$$\frac{N_{Rk}}{\gamma_M} \cdot \gamma_F = N_{rec}$$

$\gamma_M = 2.1 \quad \gamma_F = 1.4$

Recommended loads are based on the simplified design method according to ETAG 001, Annex C and are valid for one anchor without spacing and edge influence. For Design loads multiply by the factor γ_F .

MATERIAL SPECIFICATION

	Anchor Body	Plating
Chrome Wall-Dog	Carbon Steel AISI 1018	Decorative Chrome
White Head Wall-Dog	Carbon Steel AISI 1018	Decorative Chrome with White Head