



INSTALLATION & MAINTENANCE MANUAL

**LEDM06B / LEDM06W**

## GENERAL INSTRUCTIONS

**These instructions should be read carefully and retained after installation by the end user for future reference and maintenance.**

**These instructions should be used to aid installation of the following products:**

**LEDM06B / LEDM06W**

## SAFETY

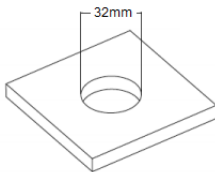
- This product must be installed in accordance with the latest edition of the IEE Wiring Regulations (BS7671) and current Building Regulations. If in any doubt, consult a qualified electrician
- Please isolate mains prior to installation or maintenance
- Check the total load on the circuit (including when this product is fitted) does not exceed the rating of the circuit cable, fuse, or circuit breaker
- Please note the IP (Ingress Protection) rating of this product when deciding the location for installation
- This product is Class II double insulated
- This product is IP65 rated

## INSTALLATION

Note - If this product is being used in conjunction with an external PIR or sensor, please confirm with the manufacturer of the sensors that they are compatible with LED luminaires.

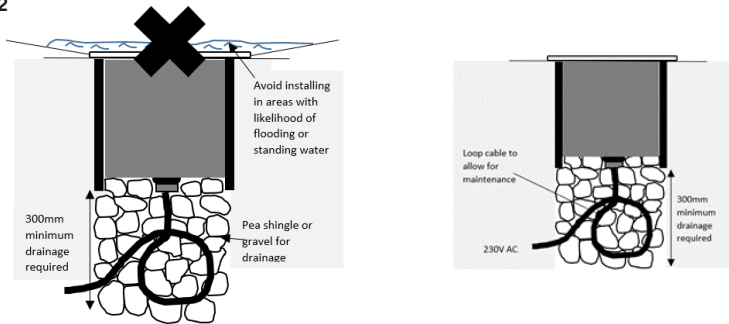
- Provide power to the required point of installation (refer to BS7671 for correct cabling methods). Suitable IP rated junction boxes should be used where required
- The power source connections should be local and accessible via a suitable IP rated enclosure
- Cut a suitable hole in the mounting surface as per the cut-out details (see Fig.1) ensuring not to infringe with any joists, gas/water pipes or electrical cables

**Fig. 1**



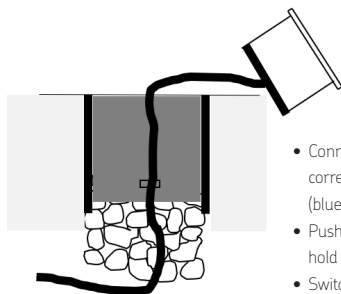
- We recommend not installing in areas where there is a high risk of flooding or areas where water may sit on top of the fitting (see Fig. 2)
- Ensure a minimum of 300mm of drainage is put below the luminaire (see Fig. 2)

**Fig. 2**



- There must be enough cable below the luminaire to carry out maintenance work (see Fig. 3)

Fig. 3



- Connect the luminaire to the mains supply ensuring the correct polarity is observed L - Live (brown), N - Neutral (blue)
- Push the luminaire into the cut-out so that the springs hold it firmly in place
- Switch on and check for correct operation

## WARNING

This product must be disconnected from the circuit if subjected to any high voltage or insulation resistance testing. Irreparable damage will occur to the lamp if this instruction is not followed.

Care should be taken when installing into high 'clay' content soils which naturally retain water and have poor drainage. We recommend IP67 or IP68 products to be installed where these environmental conditions occur as IP65 luminaires will likely be compromised.

This product is not suitable for installation in or near a coastal or marine environment.

## GENERAL

The light source of this luminaire is not replaceable; when the light source reaches its end of life the whole luminaire should be replaced.

Clean the external surfaces with a damp cloth using a mild solution of detergent and warm water only, do not use aggressive cleaning products or solvents which may damage the product.

Do not use any source of high-pressure washers to maintain or clean this luminaire.

A light film of acid-free oil is recommended after installation and maintained periodically (2-3 times a year) to aid corrosion prevention.

This product is non-dimmable.

This product should be recycled in the correct manner when it reaches the end of its life. Check local authorities for where facilities exist.

## WARRANTY

This product has a warranty of 3 years from date of purchase. Failure to install this product in accordance with the current edition of the IEE Wiring Regulations (BS7671), improper use, or removal of the batch code will invalidate the warranty. If this product should fail within its warranty period, it should be returned to the place of purchase for a free of charge replacement. ML Accessories does not accept responsibility for any installation costs associated with the replacement product. Your statutory rights are not affected. ML Accessories reserve the right to alter product specification without prior notice.

INTERNATIONAL  
CONTACT DETAILS



230V  
50Hz

IP65



**ML**  
ACCESSORIES LTD



**UK  
CA** **CE**



02

ML Accessories Limited LU5 4LT  
[www.mlaccessories.co.uk](http://www.mlaccessories.co.uk)