



INSTALLATION & MAINTENANCE MANUAL

**SUR5LED**

## GENERAL INSTRUCTIONS

**These instructions should be read carefully and retained after installation by the end user for future reference and maintenance.**

**These instructions should be used to aid installation of the following product:  
SUR5LED**

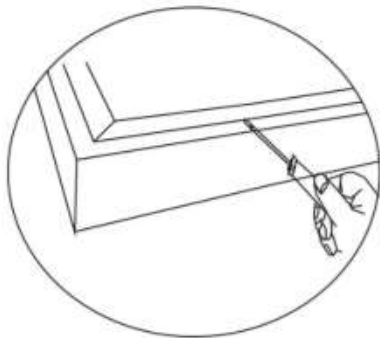
## SAFETY

- This product must be installed in accordance with the latest edition of the IEE Wiring Regulations (BS7671) and current Building Regulations. If in any doubt, consult a qualified electrician
- Please isolate mains prior to installation or maintenance
- Check the total load on the circuit (including when this luminaire is fitted) does not exceed the rating of the circuit cable, fuse or circuit breaker
- Please note the IP (Ingress Protection) rating of this luminaire when deciding the location for installation
- This product is for indoor use only
- This product is Class I and must be earthed
- This product series is IP20 rated

## INSTALLATION

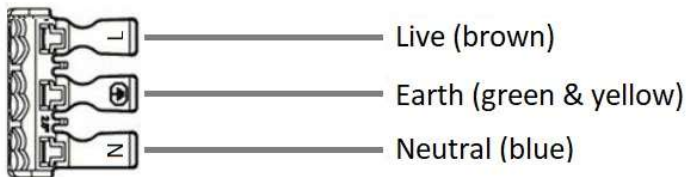
Note - If this luminaire is being used in conjunction with an external PIR or sensor, please confirm with the manufacturer of the sensors that they are compatible with LED luminaires

- Provide power to the required point of installation
- Remove the diffuser by inserting a small plastic flat-headed tool into the frame (see Fig. 1)



**Fig. 1**

- Using the luminaire as a template, mark the location for, and drill the fixing holes ensuring not to infringe with any gas/water pipes or electrical cables
- Ensuring correct polarity is observed, carefully wire as shown in Fig. 2



**Fig. 2**

- Secure the mains cable under the cable clamp
- Re-fit the diffuser ensuring that the earth fly-lead is connected, and the plastic strings are attached to the body and diffuser
- Switch on and check for correct operation

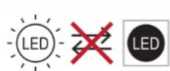
## **WARNING**

This luminaire must be disconnected from the circuit if subjected to any high voltage or insulation resistance testing. Irreparable damage will occur if this instruction is not followed.

## GENERAL

This product contains a light source of energy efficiency class D to Regulation (EU) No. 2019/2015.

This product contains a non-replaceable LED light source and a control gear which can be replaced by a professional.



Clean with a soft dry cloth only, do not use aggressive cleaning products or solvents which may damage the product.

This product is non-dimmable.

This product should be dismantled for disposal when it reaches the end of its life. Please see website for dismantling instructions.

This product should be recycled in the correct manner when it reaches the end of its life. Check local authorities for where facilities exist.

## WARRANTY

This product has a warranty of 5 years from date of purchase. Failure to install this product in accordance with the current edition of the IEE Wiring Regulations (BS7671), improper use, or removal of the batch code will invalidate the warranty. If this product should fail within its warranty period, it should be returned to the place of purchase for a free of charge replacement. ML Accessories does not accept responsibility for any installation costs associated with the replacement product. Your statutory rights are not affected. ML Accessories reserve the right to alter product specification without prior notice.



**ML**  
ACCESSORIES LTD



UK  
CA

CE



52

ML Accessories Limited LU5 4LT  
[www.mlaccessories.co.uk](http://www.mlaccessories.co.uk)

INTERNATIONAL  
CONTACT DETAILS



AVAUG21\_V2