

## Installation Sheet

# KSR1512-1513 & KSR1516-1517

Bastia



Traditional LED Lanterns

Read these instructions before commencing installation & retain them for future reference.

IP44 ☐ CE 240V 8W 3000K

### Important Information

It is recommended that these lanterns are installed by a qualified electrician ensuring the installation complies to current IEE wiring regulations & local building control.

These products are designed for connection to a 240V 50Hz supply.

Any broken or damaged parts should be replaced as soon as possible.

KSR will not accept responsibility for any claims arising from a poor installation.

### Important User Advice

Always switch off mains supply before servicing, fitting or replacing lamps.

KSR recommends a maintenance schedule of washing down with soapy water (no abrasive cleaners) and greasing all nut/bolts every 3 months.

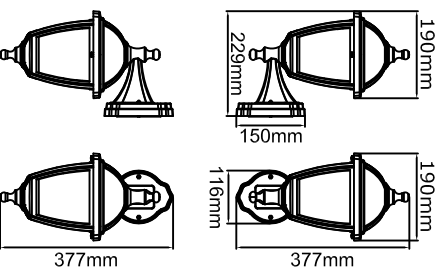
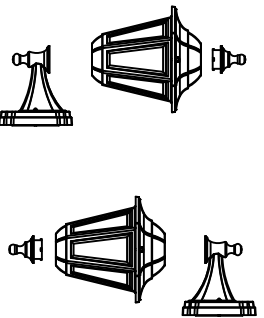
Choose the configuration of fitting (PIR version Up only) and assemble with a twist and lock action (clockwise - unlock/anticlockwise - lock). Please note the electrical connection top and bottom needs connecting. Warning this is a mains voltage connection! Always disconnect mains supply while handling!! See Fig. 1

### Installation Procedure

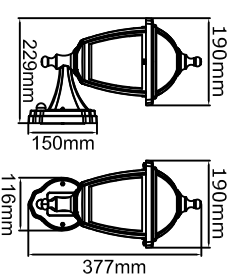
Familiarize yourself with the installation

- Remove the 2 nuts on the base plate and fix the plastic plate to wall using suitable fixings ensuring the up arrow is pointing up.
- Connect supply leads with terminal block: Brown (L), Blue (N).
- Insert the terminal block on to the plastic back plate.
- Attach lantern to plastic plate using the retained nuts greasing the bolt threads.
- Switch on supply and test.

Fig.1

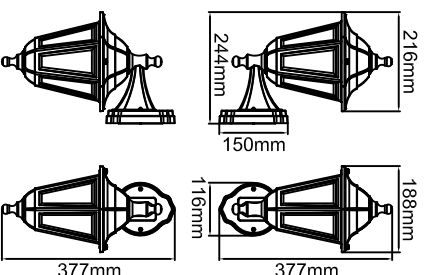


KSR1512

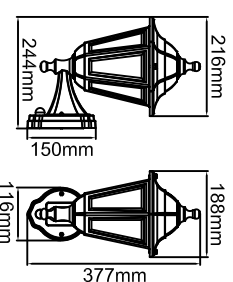


KSR1513

**PIR Details (KSR1513 / KSR1517 only)**  
Detection Range: 1-8m@2m mounting height  
Detection Angle: 120°  
Detection Speed: 0.6-1.5 m/sec  
Time Setting: 90sec from last trigger non-adjustable  
Lux Setting: On <30 lux - Off >80 lux non-adjustable  
Manual Override: Switch power twice within 2sec  
Parasitic Power: <0.5W



KSR1516



KSR1517

#### Lamp Details

Wattage: 8W  
Colour: 3000K  
CRI: Ra>85  
4 Sided Lumen Output: 419 lumens  
6 Sided Lumen Output: 400 lumens

**KSR**  
LIGHTING

KSR Lighting After-sales: 023 92 674343  
E-mail: [aftersales@ksrlighting.com](mailto:aftersales@ksrlighting.com)