

# Fire Air Valves

From the Ducting & Accessories Section

## Fire Air Valves

The **Fire Air Valves** have been developed to provide maximum protection for penetrations created by Air Valves fitted in fire rated ceilings.

The Fire Rated Air Valves do not require any additional supports or fixing and can be fitted as normal.

The unique intumescent gasket material does not restrict the air flow of the air valves. However, in a fire situation, the material rapidly expands to seal off the open air valve.

The penetration is then sealed against the spread of fire and the fire rating of the ceiling construction is maintained.



Fire Air Valve installed before a fire

Part No.	Size	60min Chiltern Fire Rating
FV1250	100mmØ (4")	YES
FV1251	125mmØ (5")	YES

## Why do you require a Fire Air Valve?

The popularity of whole house ventilation and controlled ventilation is increasing. This results in an increased number of penetrations through fire compartment walls and floors producing open pathways for the passage of both smoke and fire.

Ceiling air valves, if left unprotected, allow a fire to spread rapidly through a building. The **Fire Air Valve** solves this problem.

- **Do I need a Fire Rated Ceiling Air Valve?**

If you have fire rated downlights then you will need a fire rated ceiling air valve.



Fire Air Valve sealed after a fire

## What are the regulations?

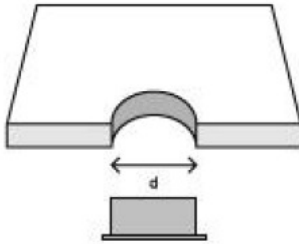
Recessed ceiling air valves are widely used in both domestic and commercial buildings. Ceilings must be fire protected in accordance with Approved Document B of the Building Regulations.

Once a hole is made in a ceiling for an air valve, the integrity of the construction and its ability to perform in a fire is reduced significantly. This must be firestopped to reinstate the original fire rating of the ceiling.

## Fitting Instructions

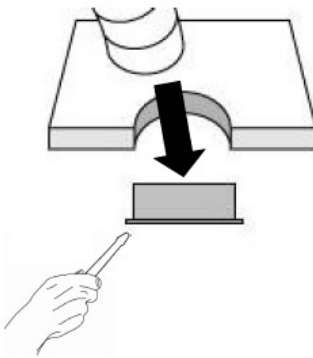
### Step One

Cut hole in ceiling to suit the outside diameter of the air valve mounting ring



### Step Two

Attach ducting onto the air valve mounting ring and fix the air valve to the ceiling via the screw holes in the valve



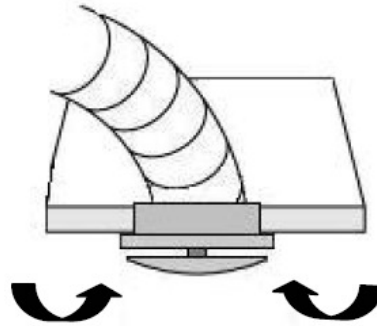
## Sizes Available

**Fire Air Valves** are available to suit the following diameters;

Part No.	Size
FV1250	100mmØ (4")
FV1251	125mmØ (5")

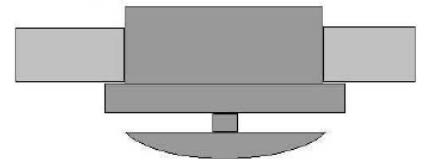
### Step Three

Fit the body of the valve into the mounting ring with a quarter turn twist and set inner cone clearance to provide required air flow rate



### Step Four

Ensure the air valve is fitted snugly within the ceiling with no gaps or voids



## Key Features & Benefits

- Meets the requirements of Building Regulations Document B.
- Maintains Integrity of Fire Rated Ceilings for up to 60 minutes.
- Alternative to more expensive Metal Fire Rated Valves / Fire Dampers.
- Fits in the same way as a normal air valve.
- Air Flow is unaffected.
- Easy to retro fit in place of existing valves.
- Highly cost effective.

## Test Data

*Successfully tested for 60 minutes  
to BS476*

*Test Report Number:  
IF10090 / Chiltern Fire*

