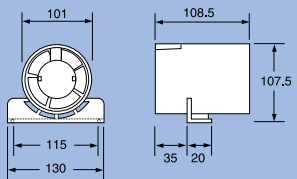
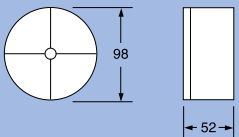


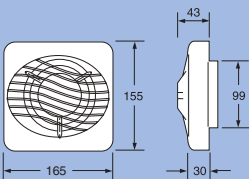
XIL100 RANGE



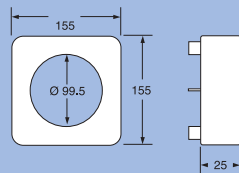
IN-LINE BACK SHUTTER



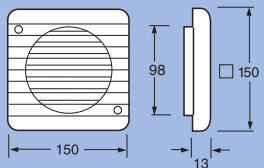
DX100, LV100 RANGES



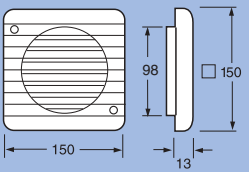
GLASS SKIRT



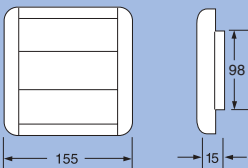
EXTERNAL GRILLE



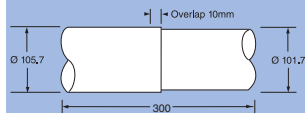
INTERNAL GRILLE



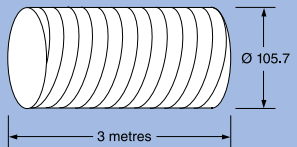
BACK DRAUGHT SHUTTER



TELESCOPIC TUBE



FLEXIBLE DUCTING



Hole Diameter Size (mm)

Window/Panel	125
Wall/Ceiling	115
Ventilation Shaft	110

Weight (kg)

DX100	1.2
LV100	2.2
XIL100	0.9